



## Review

# Physician Roles and Responsibilities in the Context of a Pandemic in Resource-Limited Areas: Impact of Social Media

Prévost Jantchou<sup>a,b</sup> , Bamidele Johnson Alegbeleye<sup>c,\*</sup> , Valérie Nguyen<sup>b</sup>

<sup>a</sup>Pediatric Gastroenterology, Hepatology and Nutrition Unit, CHU Sainte-Justine, Montréal (Qc), Canada

<sup>b</sup>Université de Montréal, Montréal (Qc), Canada

<sup>c</sup>Department of Surgery, St Elizabeth Catholic General Hospital, Shisong. P.O Box 8, Kumbo- Nso Bui Division, Northwestern Region, Cameroon

### ARTICLE INFO

#### Article history:

Received 23 April 2020

Received in revised form 03 May 2020

Accepted 06 May 2020

#### Keywords:

Coronavirus Disease COVID-19  
Health Professionals  
Health Policy  
Social Media  
Twitter  
WhatsApp  
Facebook

### ABSTRACT

**Objective:** This article aims to explore the role and responsibility of physicians in the era of social media; the authors take as an example of the current pandemic of Coronavirus disease 2019 (COVID-19). Also, we highlight how social media impact the way populations trust and follow the recommendations of the governments.

**Methods:** We identified relevant articles to date using a manual library search, journal publications on the subject, and critically reviewed them.

**Results:** We critically examined the fake news around COVID-19 disease: the disease origin, manifestations, symptoms, and treatments. The authors also explore the high expectation of people and changes in behaviors that led to risky manners, including self-medication after American President Donald Trump has claimed a major benefit of treatment with chloroquine in COVID-19. Surprisingly, the potential BCG vaccination trials in the COVID-19 pandemic were also greeted with much controversy and rejection, especially in Africa. This paper ends with some advice to various stakeholders, including leaders of global health national health organizations, and physicians on the measures to be taken in case of a similar situation in the future.

**Conclusions:** Social media offer significant benefits for individual and public health promotion, especially when used wisely and prudently. They equally provide opportunities for advancement and professional development. However, any careless use of such platforms poses a formidable danger to health care practitioners. Lately, there are existing guidelines issued by health care organizations and professional societies which provide sound and useful principles that health care practitioner should follow to avoid pitfalls. The authors also end by stressing the importance of culturally adapting prevention messages in the context of such a pandemic.

© 2020 The Authors. Published by Iberoamerican Journal of Medicine. This is an open access article under the CC BY license (<http://creativecommons.org/licenses/by/4.0/>).

## 1. INTRODUCTION

The rising influence of social media in our private and professional lives is a new force that affects our understanding of medical professionalism, especially in the

last decade. Interestingly, many social media tools are available for health care professionals (HCPs). Such social media, as a part of the Web 2.0, include blogs, wikis, podcasts, and social networking platforms such as Twitter, LinkedIn, YouTube, and Facebook, to name just a few [1-8]. Some researchers suggested that these tools could

\* Corresponding author.

E-mail address: [drbalegeleye@gmail.com](mailto:drbalegeleye@gmail.com)

© 2020 The Authors. Published by Iberoamerican Journal of Medicine. This is an open access article under the CC BY license (<http://creativecommons.org/licenses/by/4.0/>).

<http://doi.org/10.5281/zenodo.3813830>

significantly enhance professional networking and education, besides the beneficial role in organizational promotion, patient care, patient education, and public health programs [1, 4, 6-10]. Nonetheless, there are inherent potential risks to patients and HCPs regarding the distribution of inadequate quality information, damage to a professional image, breaches of patient privacy, violation of personal-professional boundaries, and licensing or legal issues [1, 3, 8, 10-16]. Interestingly, several guidelines have been issued by health care institutions and professional organizations to prevent these risks [1, 4, 7, 10, 16, 17].

### 1.1. DEFINITION OF SOCIAL MEDIA

The meaning of “social media” is broad and continually evolving. It is often remarked as Internet-based tools which guarantee individuals and communities to share information, to gather and communicate. Such platforms equally facilitate sharing of ideas, personal messages, images, and other content; and, in some cases, to collaborate with other users in real-time [1, 3-6]. Social media are otherwise known as “social networking” or “Web 2.0” [1, 5].

Social media sites are providers of a variety of features that serve different purposes for the individual user [1, 18]. They may include a myriad of other media, which can be grouped by purpose, serving functions such as 1) Social networking (Facebook, MySpace, Google Plus, Twitter); 2) Professional networking (LinkedIn, ResearchGate); 3) Media sharing (YouTube, Flickr, Instagram, Tik Tok); 4) Content production (blogs [Tumblr, Blogger] and microblogs [Twitter]); 5) Knowledge/information aggregation (Wikipedia); 6) Virtual reality and gaming environments (Second Life) [1, 7, 8].

In the last decade, participation in social media by the general public has increased sharply over the past nine years [1, 6, 12]. The estimate of adults using social media has increased from 8% to 72% since 2005 in the U.S., [5, 11]. The utilization of social media is prevalent across all ages and professions and is pervasive around the world [3, 8].

### 1.2. PANDEMICS OF CORONAVIRUS DISEASE 2019

SARS-CoV-2 is remarked as a novel virus responsible for the pandemic of the severe acute respiratory syndrome, also known as Coronavirus Disease 2019 (COVID-19). First discovered in December 2019, SARS-CoV-2 has been the causative agent for a pneumonic illness initially detected in Wuhan City, Hubei province, China. Surprisingly, COVID-19 had spread throughout China and to 210 additional countries and territories as of April 13, 2020. Phylogenetic data implicate a zoonotic origin, and the rapid spread suggests ongoing person-to-person transmission. Several studies offer further insight into person-to-person transmission [19-22]. However, there remain unknown details regarding the transmission

between humans, including the level of exposure to a confirmed case at which transmission is more likely to occur. On March 15, 2020, Illinois, USA, reported the state's first laboratory-confirmed case (index case) of SARS-CoV-2 in a traveler who returned from Wuhan, China [19, 23]. New guideline to help protect the citizen from the transmission of the SARS-CoV-2 virus has been issued by the International Federation of the Red Cross (IFRC), UNICEF, and the World Health Organization (WHO) published on March 26, 2020. The direction provides practical checklists to keep schools protected from the pandemic. It also advises the State and Federal governments on how to adapt and implement emergency plans for educational facilities [19, 22]. The primary focus is Global public health security and efforts to preventing the spread of COVID-19 pandemic. The guideline equally focuses on serious attempts to detect, report, and support infection prevention and control measures in general. Global health governance assists clinicians with laboratory facilities, especially those with state-of-the-art tools, in addition to quick reporting, which are crucial components of this response [19, 23]. The overall response permits rapid information outflow and collaboration, especially between laboratory scientists and clinicians on the frontline. Healthcare workers are most at risk from outbreaks due to reemerging and novel pathogens. This risk has been observed in the current COVID-19 outbreak in China, whereas estimated 1716 health workers were infected by the virus, with six deaths as on 14th February 2020 [19, 24]. As it was observed in a single-center case series of SARS-CoV-2 from Wuhan published recently [19, 24]. The WHO released data dated April 13, 2020, showed a total estimated figure of COVID-19 infections at 1,920,181 cases, with 119,410 deaths and 443,735 recovered cases [25].

### 1.3. OBJECTIVE OF THE STUDY

This paper aims to explore the roles and responsibilities of physicians in the era of social media. The authors will take as an example the current pandemic of COVID-19. The authors will critically examine how social media impact the way populations trust the recommendations of the governments and how they respect the measures on a day-to-day basis.

---

## 2. METHODS

We identified relevant articles to date using a manual library search (PubMed), journal publications on the subject, and critically reviewed them. The google search was done in three languages serially, including French, English, and Spanish, for the following periods between January 1st to January 31st, February 1st to February 29th and March 1st to March 31st, 2020 respectively. Interestingly, the key highlights of fake news identified relating to COVID -19 pandemic are summarized

**Table 1a. Summary of fake news related to COVID-19 pandemic**

Myth	Hypothesis	Scientific evidence	Sources
Eating garlic protects you from the coronavirus.	Garlic has antimicrobial properties.	The antibacterial effect of garlic has been proven for a range of bacteria, including <i>Salmonella</i> , <i>Escherichia coli</i> , <i>Pseudomonas</i> , <i>Proteus</i> , <i>Staphylococcus aureus</i> , amongst others. Indeed, the compound allicin found in garlic is known to have bacteriostatic effects. However, there is limited evidence on garlic's antiviral properties. The little work that has been done has shown in vitro activity against influenza A and B, <i>Cytomegalovirus</i> , rhinovirus, HIV, herpes simplex virus 1 and 2, amongst others. Research has also shown the inhibitory effects of garlic extract on infectious bronchitis virus, a variant of the coronavirus, in chicken embryos. However, there is no evidence that eating garlic protects against COVID-19 (WHO). Furthermore, no studies were found on ClinicalTrials.gov regarding the effect of garlic on coronaviruses.	[26, 27]
Taking a hot bath will prevent you from catching the new coronavirus.	High temperatures kill the virus.	Since the virus lives within cells in your body, hot baths or drinks won't be able to get through to it. The body regulates its temperature carefully and keeps it at around 36.5°C to 37°C regardless of the temperature of your bath. In any case, there is not enough evidence to prove that high temperatures kill SARS-CoV-2. However, studies have demonstrated effective thermal inactivation of SARS-CoV by temperatures over 56°C.	[28, 29]
COVID-19 virus cannot be transmitted in hot climates.	The virus thrives better in colder and drier climates.	Evidence disproves this theory as cases have been found in areas with a wide range of climates, including hot ones. However, the spread of the cases of COVID-19 suggests a possible preference for colder and drier conditions, hitting at a winter seasonality. Indeed, an unpublished study has found a link between higher temperatures and lower incidence of COVID-19. Furthermore, studies have proven that three coronaviruses have marked winter seasonality. Nevertheless, it is too early to confirm how cases of COVID-19 will change with the seasons.	[29-31]
Frequently drinking water will protect you against the new coronavirus.	Drinking water will flush the virus down the oesophagus to be eliminated by stomach acid.	This theory relies on the fact that the virus stays in the throat once it reaches it. However, once the virus comes into contact with the mucous membranes it does not remain there. Therefore, drinking water will not flush down the virus. The transmission of the virus occurs primarily through respiratory droplets generated when an infected person coughs or sneezes. Therefore, it is crucial to abide by respiratory etiquette and regularly wash your hands.	[32]
An ultraviolet disinfection lamp can protect you against COVID-19.	UV irradiation is used to sterilize objects and rooms; therefore, it could kill the new coronavirus if used on the skin.	UV light can damage virus DNA by fusing thymine bases together, thus preventing viral replication. Indeed, studies on MERS and SARS have proven that UV light can inactivate these viruses. However, the level of UV exposure needed to kill the virus is harmful to the skin and can cause skin irritation; therefore, it is not recommended to sterilize hands. On the other hand, it may be useful for respirator disinfection and the reuse of contaminated supplies.	[29, 33]
Bats are responsible for the spread of the virus.	Because of the similarity of SARS-CoV-2 to bat SARS-CoV-like coronaviruses, it could originate from the same progenitor.	A direct progenitor of SARS-CoV-2 has not been identified yet because the few animal coronaviruses that have been sampled are not similar enough to SARS-CoV-2. The closest virus to SARS-CoV-2 originates from the <i>Rhinolophus affinis</i> bat with an approximately 96% identical genome, making bats a likely progenitor. Pangolin coronaviruses also possess close similarities to SARS-CoV-2, making the pangolin another possible vector.	[34, 35]
The virus was created in the laboratory.	The virus originated in the only city in China with a level 4 biosafety laboratory; therefore, it must have been created there.	Studies clearly show that SARS-CoV-2 is not genetically composed of previously known viruses and therefore could not be a result of laboratory manipulation. Its genetic features rule out deliberate engineering and are better explained by natural selection. The two possible scenarios suggested by researchers are natural selection in an animal host before zoonotic transfer and natural selection in humans following zoonotic transfer. The difference lies within the host in which the evolution occurred.	[34]
SARS-CoV-2 was engineered to be used as a biological weapon.	SARS-CoV-2 was purposefully released from a laboratory as an act of terror.	It isn't unlikely that the COVID-19 virus was intended to be a biological weapon because it is not as deadly or transmissible as many other pathogens that exist. An ongoing investigation focused on the Huanan Wholesale Seafood Market will help clear how the virus transferred to humans. Furthermore, it was proven that the COVID-19 virus originated from nature and could not have been created in a laboratory, making the theory that it was developed as a biological weapon less plausible.	[34]
The virus is transmitted through mosquitoes.	The virus is able to replicate inside the mosquito which can then inoculate humans through mosquito bites.	Mosquitoes cannot spread all types of viruses. There has been no evidence that the new coronavirus or other similar coronaviruses is transmitted through mosquito bites. The transmission of the virus occurs primarily through respiratory droplets generated when an infected person coughs or sneezes or when a person touches an infected surface and then touches their nose or mouth. Therefore, it is crucial to abide respiratory etiquette and regularly wash your hands.	[34, 36]

according to Table 1 [26-44]. The various keywords used in the Google search in French, English, and Spanish, as outlined in Table 2. The numbers of results from Google search were, therefore, as represented in bar-charts with English, French, Spanish languages, according to Figure 1, Figure 2, Figure 3, respectively. Meanwhile, Table 3 shows

concepts for Health Care Organizations' social media policies [45], and Table 4 represents standard guidelines for the use of social media by HCPs [46].

**Table 1b. Summary of fake news related to COVID-19 pandemic**

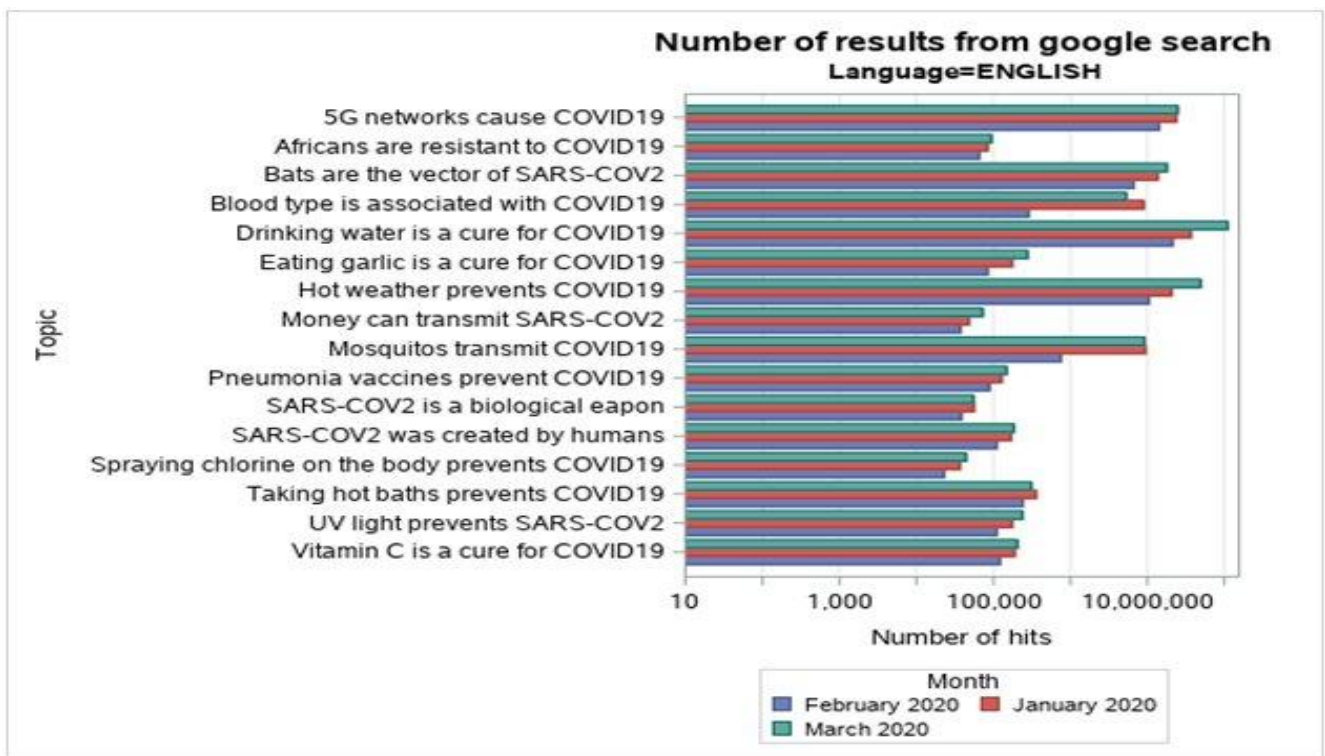
Myth	Hypothesis	Scientific evidence	Sources
Africans are more resistant to the virus.	Sub-Saharan Africans are more likely to possess a genetic mutation that allows them to recover more quickly from an infection by COVID-19.	No studies have shown that a genetic mutation in sub-Saharan Africans makes them more resistant in the case of an infection by Covid-19. In fact, the Center for Disease Control and Prevention (CDC) assures that anyone who comes into contact with an infected person is at risk of contracting it.	[37]
Spraying alcohol and chlorine all over your body will kill the new coronavirus.	Alcohol disinfectants are useful for killing viruses on contaminated surfaces; therefore, it could cure COVID-19.	Once the coronavirus enters the body, alcohol and chlorine cannot reach it; therefore, it cannot kill it. It can actually be harmful to your clothes and mucous membranes. However, it can be used to disinfect surfaces that have been contaminated. Indeed, alcohol destroys a variety of pathogens by breaking down proteins and altering cell metabolism. Its effectiveness increases with increasing concentration, reaching a plateau at 90-95% concentration. Studies have proven that human coronaviruses such as SARS, MERS and HCoV can remain on surfaces like metal, glass and plastic for up to 9 days, but can be inactivated by "62-71% ethanol, 0.5% hydrogen peroxide or 0.1% sodium hypochlorite".	[38, 39]
Vaccines against pneumonia protect against COVID-19.	Some cases of COVID-19 lead to pneumonia; therefore, getting vaccinated against pneumonia will prevent this complication from occurring.	Vaccines that protect against pneumonia like pneumococcal vaccine and Haemophilus influenza type B do not protect against COVID-19. They only protect against those specific bacterial infections. Researchers are in the process of developing a vaccine that provides protection against this new virus. Nevertheless, getting vaccinated against respiratory illnesses is highly recommended.	[29]
Banknotes are contagious.	SARS-CoV-2 remains on inanimate surfaces; therefore, it can be transmitted through contact with contaminated objects.	Just like any other surface, SARS-CoV-2 can remain on banknotes after being manipulated by an infected person. Studies have proven that human coronaviruses such as SARS, MERS and HCoV can remain on surfaces like metal, glass and plastic for up to 9 days. A study specifically conducted on SARS-CoV-2 showed that the virus was detected up to 72 hours after it was deposited on inanimate surfaces. Furthermore, SARS-CoV-2 is more stable on steel and plastic than cardboard and copper. The World Health Organization recommends contactless payments to prevent the spread of the virus through the exchange of infected objects. It is also recommended to wash your hands after manipulating banknotes.	[40]
5G is accelerating the spread of the new coronavirus.	5G suppresses the immune system, helping the virus to thrive.	5G mobile data is transmitted over radio waves. Radio waves have a low-frequency and only emit non-ionising radiation, meaning that they cannot damage DNA. Research suggests that exposure to radio waves at high power levels can result in excessive heating of the human body which can compromise the immune system. However, even though 5G uses a higher frequency of radio waves to increase the speed of the wireless technology, this frequency remains within the safety limits. In fact, studies on low level radio wave exposure such as 5G have shown no impact on the immune function.	[41, 42]
Taking mega-doses of vitamin C can cure Covid-19.	Vitamin C helps the immune system fight off viruses.	Research shows that immune cells require vitamin C to create proteins that activate the immune system against virus attacks. However, normal diets contain sufficient levels of vitamin C to do so. Taking excessive doses of vitamin C can cause unpleasant side effects like cramps and diarrhea. Trials have demonstrated that vitamin C reduced the duration of common cold symptoms without reducing the incidence of colds. For this reason, supplementation is not necessary. Nevertheless, trials on the effect of high intravenous doses of vitamin C on COVID-19 are underway.	[43]
People with type-A blood are more susceptible to COVID-19.	The presence or absence of certain antigens affects how the immune system reacts to certain viruses.	Studies have already demonstrated that several viral infections have a predilection for a specific blood type, including SARS. Indeed, blood type can predict the likelihood of getting infected as well as the severity of the infection. Although the mechanism behind this is not completely understood, it is theorized that antigens and antibodies affect how viruses bind to cell surfaces. As for COVID-19, an unpublished study found that people with Type-A blood were more susceptible to infection and death, whereas people with Type-O were less likely to be infected. However, it is important to note that this research has yet to be peer reviewed and published.	[44]

### 3. SOCIAL MEDIA AND THE CLINICIANS

Social media provide Clinicians with a direct platform to i) share information, ii) debate health care policy and practice issues, iii) promote health behaviors, iv) engage with the public, and v) educate and interact with patients, caregivers, students, or colleagues [1, 6, 11, 14, 15]. Social media sites have been used to facilitate i) health outcomes, ii) develop a professional network, iii) increase personal awareness of news and discoveries, iv) motivate patients,

and v) provide health information to the community [1, 8, 11]. These platforms impact the Physicians by way of delivering online communities sites where they can a) read news articles, b) listen to experts, c) get informed on research and medical developments, d) consult colleagues regarding patient issues and e) network [1, 9]. There is an opportunity to i) share cases and ideas, ii) discuss practice management challenges, iii) make referrals, iv) disseminate their research, v) market their practices, or engage in health advocacy [1, 14]. Very few physicians communicate

Table 2. Summary of keywords used in the Google search		
French	English	Spanish
coronavirus ail -garlic	coronavirus garlic	coronavirus ajo -garlic
coronavirus bain chaud -hot -bath	coronavirus hot bath	coronavirus baño caliente -hot -bath
coronavirus climat chaud -hot -weather	coronavirus hot weather	coronavirus clima caliente -hot -weather
coronavirus boire eau -drinking -water	coronavirus drinking water	coronavirus beber agua -drinking -water
coronavirus rayons UV -light	coronavirus UV light	coronavirus luz ultravioleta -light
coronavirus chauve souris -bat	coronavirus bat	coronavirus murciélago -bat
coronavirus créé laboratoire -created -lab	coronavirus created lab	coronavirus laboratorio -laboratory
coronavirus arme biologique -bioweapon	coronavirus bioweapon	coronavirus arma biológica -bioweapon
coronavirus moustique -mosquito	coronavirus mosquito	coronavirus mosquito
coronavirus Africain résistant	coronavirus African resistance	coronavirus resistencia africana -african -resistance
coronavirus chlore -chlorine	coronavirus chlorine	coronavirus cloro -chlorine
coronavirus vaccin pneumonie -vaccine -pneumonia	coronavirus vaccine pneumonia	coronavirus vacuna neumonía -vaccine -pneumonia
coronavirus argent contaminé -money -contaminated	coronavirus contaminated money	coronavirus dinero contaminado -money -contaminated
coronavirus 5G	coronavirus 5G	coronavirus 5G
coronavirus vitamine C -vitamin	coronavirus vitamin C	coronavirus vitamina C -vitamin
coronavirus groupe sanguin -blood -type	coronavirus blood type	coronavirus tipo de sangre -blood -type



**Figure 1:** Number of results from Google search in English. UV: Ultraviolet light

directly with patients to augment clinical care through social media platforms [1, 9]. From a survey of more than 4,000 physicians conducted by the social media site QuantiaMD, the authors found that an estimated 90% of physicians use social media sites for personal activities [1, 9, 14].

In contrast, only 65% use these sites for professional reasons [1, 9, 14]. Other reports found that nearly a third of physicians have been reported participating in social networks professionally [1, 8]. In the overall analysis, the

use of social media by physicians is increasing, especially for both personal and professional reasons [1, 4, 9].

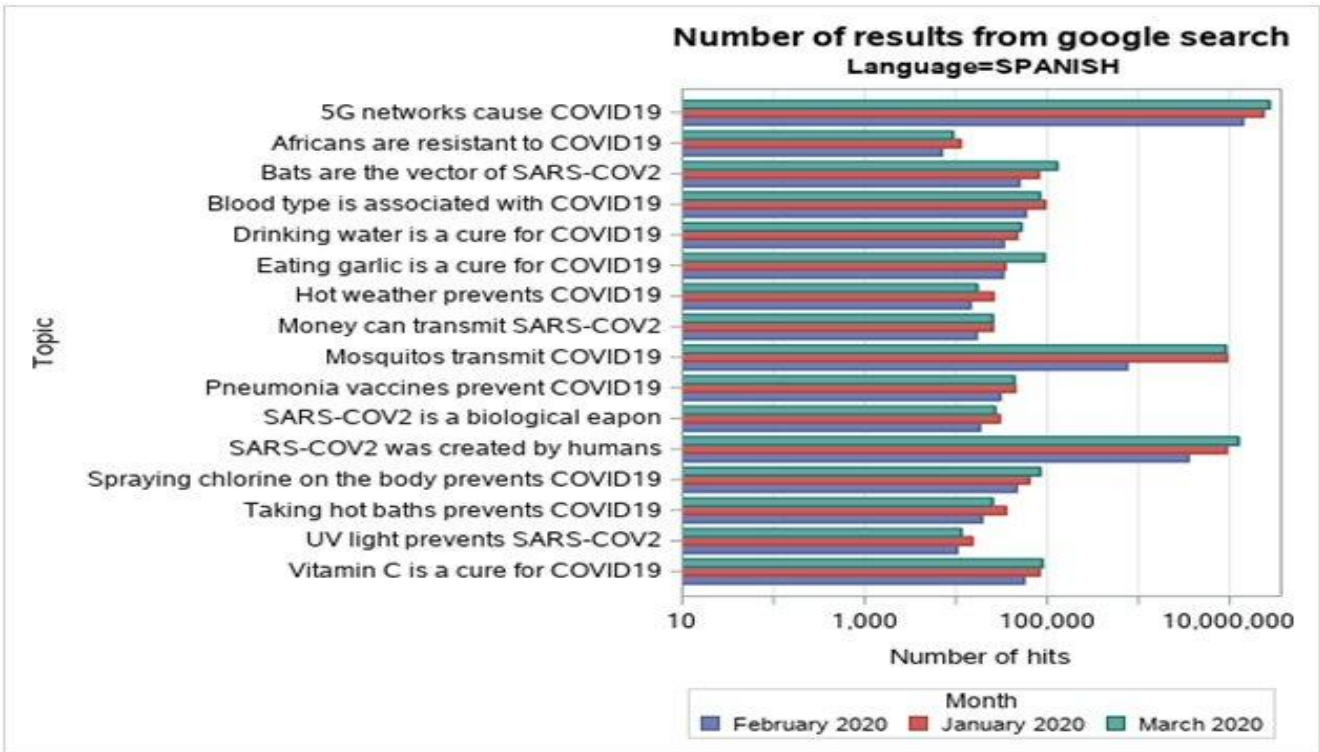


Figure 2: Number of results from Google search in French. UV: Ultraviolet light

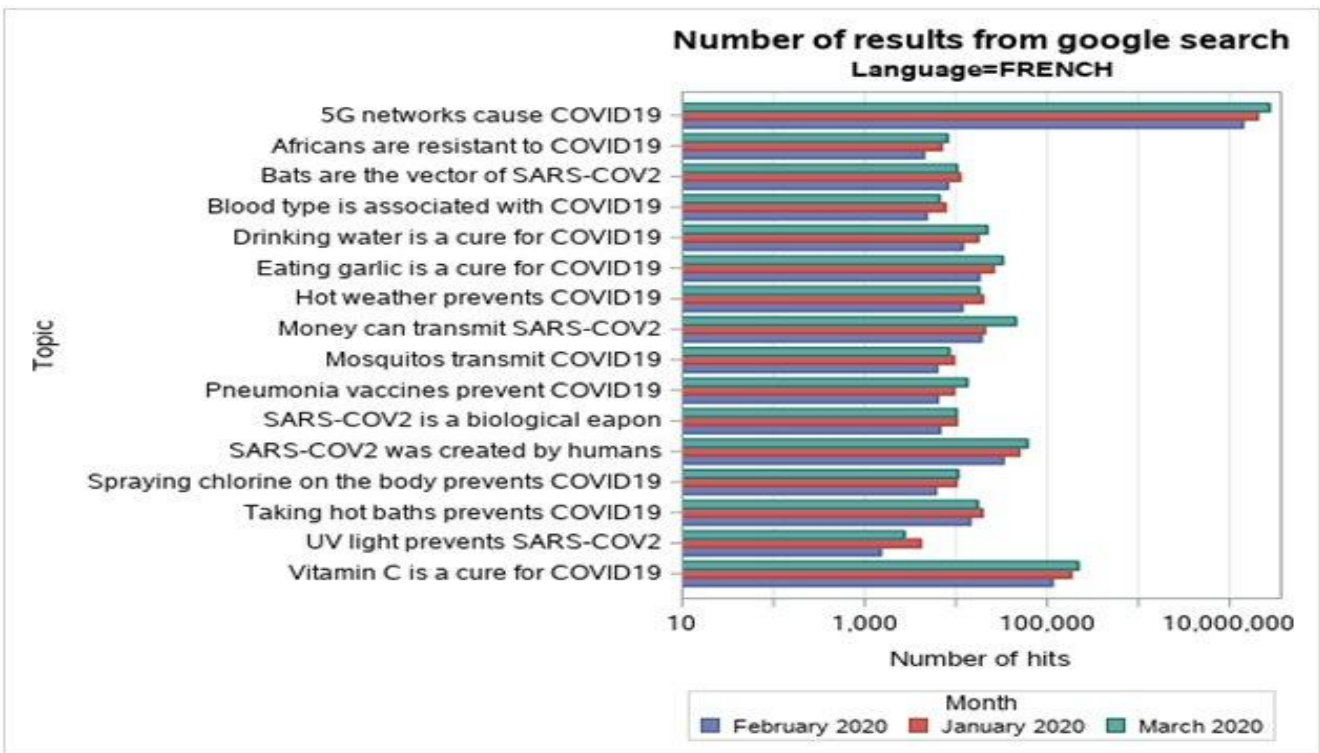


Figure 3: Number of results from Google search in Spanish. UV: Ultraviolet light

### 3.1. THE SOCIAL MEDIA “WATCHDOG” DYNAMICS

The great hero of being our brother's keeper and fulfilling the criteria for social media watchdog dynamics was

demonstrated by one physician who was regarded as the ‘whistleblower’ for the coronavirus. Dr. Li Wenliang was generally known to be one of the first victims to have succumbed to the novel coronavirus infection, COVID-19 [47]. Li, 34, was a consultant ophthalmologist at Wuhan

**Table 3. Concepts for Health Care Organizations' social media policies [45]**

Address discrimination, harassment, wrongful termination, and other issues relating to leaking of confidential or proprietary information, damage to the organization's reputation and productivity
Address employee expectations regarding behaviour outside the realm of employment
Ban, limit, or monitor employee access to the social networking sites
Define employees' responsibilities when witnessing inappropriate use of the social media network sites
Define policy regarding unofficial or indiscriminate the use of organizational email addresses and graphics or logos
Define disciplinary actions for any inappropriate use of the social media
Designate who can access the social media on behalf of the organization and for what purpose
Ensure that medical staff and employees acknowledge that they are not representing the organization when they post material to their personal social media sites
Ensure that medical staff and employees disclose any conflicts of interest
Ensure that the medical staff and employees are familiar with the State and Federal Governments guidelines regarding patients' privacy
Ensure that the medical staff and employees include a disclaimer when they are not speaking on behalf of the organization
Ensure that the medical staff, employees, and students understand the need to adhere to the organization's social media policy
Revise or expand current policies regarding patient consent and posting of patient information on the social media

Central Hospital, China. Subsequently, it became the reality of the COVID-19 threat to frontline health workers, i.e., the clinicians taking care of patients. On 30th December 2019, he warned a closed group of ex-medical school classmates on the WeChat social media site of "Seven cases of the severe acute respiratory syndrome (SARS) like illness with links to the Huanan Seafood Wholesale Market" at his hospital [25]. The above corresponded to the first alert received by the WHO from the Wuhan municipal health service on the outbreak of COVID-19 in China [28]. Incidentally, Dr. Li Wenliang was among eight people reprimanded by security officers for "spreading rumors" [47]. He subsequently contracted COVID-19 in a tragic turn of events. Following a short period of hospitalization and intensive care, he succumbed to death on Friday, the 7th of February, 2020 [47, 48]. This case is a reminder of the significant role Physicians could perform as watch-dogs, besides the impact of revealing risks of the emerging pandemic to clinicians worldwide.

Dr. Li Wenliang's name is on the list of HCPs that were at the forefront of the pandemic of SARS, Ebola, MERS, and now COVID-19[47, 48]. We reiterate that it was the clinicians in Wuhan who sounded the alarm about the emergence of COVID-19, which was rapidly identified after these clinicians, sent samples to a reference laboratory for confirmation [47, 49].

### 3.2. THE CHALLENGES OF SOCIAL MEDIA

The main limitation of social media is the poor quality of information and a lack of reliability [1, 15]. The majorities of authors of medical information found on social media sites are often unknown or are identified by limited information [1, 13, 15]. Also, the medical information may be i) unreferenced, ii) incomplete, and iii) informal [12]. Interestingly evidence-based medicine de-emphasizes anecdotal reports. Social media tend to emphasize them, relying on individual patient stories for collective medical knowledge [1, 2]. These unethical practices make social media users be at risk of overt conflicts of interest that they may be incapable of interpreting [1, 13].

Several efforts are being put in place after all that may be useful in addressing this problem. The HCPs have a responsibility to safe-guiding patients from vulnerable websites, and to direct them to credible websites where the information is subject to quality control [1, 10]. The World Health Organization is leading an effort to establish a new domain suffix that would be used solely for validated health information with the Internet Corporation for Assigned Names and Numbers [1, 16]. The issuance of this domain suffix would be strictly regulated. Interestingly, it is expected that the content of websites with these addresses would be monitored to ensure compliance with strict quality criteria [1, 18]. The goal is that when providing results in response to health-related inquiries, these domain addresses would be prioritized by search engines [1, 16]. Other challenges of utilizing social media include 1) Damage to the professional image in the form of posting unprofessional content that can impact unfavorably on HCPs, students, and affiliated institutions [2]. 2) Breaches of patient privacy on social media with potential for negative repercussions; for instance, those resulting from the violation of patient confidentiality [1, 6]. Such infractions may have medicolegal implications on HCPs and health care entities in general [1, 45, 46]. 3) Violation of the Patient-HCP Boundary, which means that HCPs may be violating the patient-HCP boundary even if patients initiate online communication when they interact with their patients on social media [1, 10]. Some of the current efforts at addressing these challenges are summarized in Table 3 and Table 4 [45, 46].

**Table 4. Common Guidelines for the use of social media by HCPs [46]**

Content credibility	<ul style="list-style-type: none"> <li>• Share only information from credible sources.</li> <li>• Refute any inaccurate information you encounter.</li> </ul>
Legal concerns	<ul style="list-style-type: none"> <li>• Remember that the content you author may be discoverable.</li> <li>• Comply with federal and state privacy laws.</li> <li>• Respect copyright laws</li> </ul>
Licensing concerns	<ul style="list-style-type: none"> <li>• Know professional licensure requirements for your state.</li> </ul>
Networking practices	<ul style="list-style-type: none"> <li>• Do not contact patients with requests to join your network.</li> <li>• Direct patients who want to join your personal network to a more secure means of communication or to your professional site</li> </ul>
Patient care	<ul style="list-style-type: none"> <li>• Avoid providing specific medical advice to non-patients.</li> <li>• Make appropriate disclosures and disclaimers regarding the accuracy, timeliness, and privacy of electronic communications.</li> </ul>
Patient privacy	<ul style="list-style-type: none"> <li>• Avoid writing about specific patients.</li> <li>• Make sure you are in compliance with state and federal privacy laws.</li> <li>• Obtain patient consent when required.</li> <li>• Protect patient information through “de-identification”.</li> <li>• Use a respectful tone when discussing patients</li> </ul>
Personal privacy	<ul style="list-style-type: none"> <li>• Use the most secure privacy settings available.</li> <li>• Keep personal and professional profiles separate</li> </ul>
Professional ethics	<ul style="list-style-type: none"> <li>• Disclose any in-kind or financial compensation received.</li> <li>• Do not make false or misleading claims.</li> </ul>
Self-identification	<ul style="list-style-type: none"> <li>• Identify yourself on professional sites.</li> <li>• Make sure that your credentials are correctly stated.</li> <li>• Specify whether or not you are representing an employer</li> </ul>

### 3.3. SOCIAL MEDIA AND FAKE NEWS ASSOCIATED WITH COVID-19

The ease with which people share their personal experiences or anecdotal reports on social media enables misinformation about the current pandemic to spread at an alarming rate. It is, therefore, crucial for us as physicians to verify and inform the public which sources are reliable and contain accurate information. Indeed, misconceptions regarding the origins, the prevention methods, and the treatment of COVID-19 may have had detrimental consequences on the beliefs of the disease's existence, manifestations, and treatment in the general population.

As the news of a novel virus started spreading, so did conspiracy theories regarding its origins. One popular theory is that SARS-CoV-2 was artificially fabricated in a research laboratory in Wuhan to be used as a biological weapon. This rumor gained significant coverage throughout social media platforms, even without an identifiable credible source to verify these claims. Several posts that display this similar fake theory continue to be shared even though genetic data clearly show that SARS-CoV-2 is not derived from previously known viruses and therefore, could not be a result of laboratory manipulation [50]. Further analysis of its genome proves that it came from nature by an animal source. Conspiracies such as this one and misinformation, in general, have the potential of harming the general public; therefore, it is essential for physicians to take a position by spreading scientific evidence in place of this fake news.

The rumors about COVID-19 treatment and prevention methods have also been circulating, creating public

confusion and potentially leading to harmful self-medication. Notable rumors include eating garlic, frequently sipping hot water and taking mega-doses of vitamin C to prevent getting infected by COVID-19 has been widely shared in various social media (Facebook, WhatsApp, etc.) [51]. “Even though there is no scientific evidence to back these claims up, people have been following these pieces of advice deemed as miracle cures. Although most of the proposed ‘treatments’ are harmless, a few can lead to significant health issues, especially if handled without the supervision of a health care professional” [51]. The example of chloroquine is remarkable in this instance; three cases of chloroquine overdoses were found in Nigeria after President Donald Trump described the drug as “one of the biggest game-changers in the history of medicine” [51]. A chlorine dioxide solution with potentially life-threatening effects has also been marketed online as a medical treatment, forcing the U.S. Food and Drug Administration to issue a warning against its use [52]. These examples demonstrate the importance of spreading accurate information over conjectures that lead to confusion, which prevents us from efficiently containing the spread of this virus. Besides, Table 1 of the appendix presents several of these myths along with scientific evidence against those claims.

## 4. CHLOROQUINE IN THE POST COVID-19 ERA

In 1934, chloroquine was first discovered by Hans Andersag [53, 54]. Following the discovery, it was on the WHO's List of Essential Medicines, the safest and most



effective medicines needed in a health system [55]. It was available as a generic medication [56]. Furthermore, chloroquine was initially withdrawn from circulation due to bizarre side effects which include blurring of vision, nausea, vomiting, abdominal cramps, headache, diarrhea, pedal edema, shortness of breath, pale lips/nails/skin, muscle weakness, easy bruising/bleeding, hearing and mental problems [57, 58]; Unwanted/uncontrolled movements (including tongue and face twitching) [57], Deafness or tinnitus; Mental/mood changes (such as confusion, personality changes, unusual thoughts/behavior, depression, feeling being watched, hallucinating)[57, 58]; Skin itchiness, skin color changes, hair loss, and skin rashes [58, 59]; Chloroquine-induced itching is very common among black Africans (70%); [60] Unpleasant metallic taste [61]; Chloroquine retinopathy, and electrocardiographic changes [62]; others adverse reactions include pancytopenia, aplastic anemia, reversible agranulocytosis, low blood platelets, and neutropenia [63]. Many Nigerian households still use tablets containing chloroquine for treating malaria even though it was banned in 2005, given the side effects and high rate of malaria resistance to this drug. News of a February study in China about the use of chloroquine for the coronavirus had already sparked a lively debate in most parts of Africa, so people were stocking up the drug.

---

## 5. A COST INCREASE OF CHLOROQUINE AFTER MEDIA ASSUMPTION

In a chaotic press conference on Thursday, March 12, 2020, President Donald Trump of the USA even touted chloroquine as a coronavirus treatment, saying the medication was “approved for the prescription” [64, 65]. However, the drug is approved by the FDA exclusively for use as an antimalarial. Stephen Hahn, the commissioner of the Food and Drug Administration, appeared to contradict the president almost immediately, saying any analysis of the drug's efficacy as a coronavirus treatment should be conducted “in a setting of a clinical trial” [64, 65]. Following this announcement, the price of Chloroquine phosphate sky-rocketed in the market as it showed some promise treating patients with the novel coronavirus and the respiratory disease it causes. A pharmaceutical drug representative said the initial price increases came after the drug manufacturing companies “made significant investments in ramping up capacity,” and equally a response to the “increasing demands and rapidly declining drug-stock volume in the market” [64, 65].

---

## 6. PURCHASING CHLOROQUINE IN BLACK MARKET AND OVER THE COUNTER

In most of the low-income countries of sub-Saharan Africa, medicine sellers can be found in drug shops, general stores,

kiosks, market stalls. Also, these medicine sellers operate as itinerant hawkers, with considerable variation in-retailer type across settings. Like any business, they maintain their existence in response to consumer demand, in this case, for accessible, convenient, reliable, and affordable antimalarial and painkiller supplies. Medicine sellers are generally closer to home than formal facilities [66-69]. For example, in coastal Kenya, 87% of rural households live within one km of a shop, but only 32% within two km of a government dispensary or private clinic [66, 70]. Moreover, their service is faster, and their weekly opening hours maybe twice as long as those in health facilities [66, 71]. As drug stock-outs are common in public facilities, medicine sellers form an important alternative supply, and their staff is often perceived as more friendly and approachable [66]. Finally, cost is an important motivation [66, 72]. In some settings, patients pay less at medicine sellers than at formal facilities [66, 73, 74] reflecting the lack of fees for consultation or diagnostic tests, illicit charges at some facilities, and the fact that sub-optimal drug doses can be purchased [66, 69] Credit may also be easily obtained at retail outlets [66, 75]. Even where inexpensive or free drugs are available at facilities, people may patronize medicine sellers to avoid the travel and time costs involved in accessing regular care [66, 72].

However, there are concerns about the dispensing of the correct drugs and information that medicine sellers provide. In many instances, the type or dose of medicine is inappropriate for the presenting complaint [66, 76, 77]. The above scenarios are commonly referred to as the “Black-market” band-wagon effect. In a baseline survey in Kenya, only 4% of children given store-bought chloroquine received an appropriate dose, and only 2% received this dose over the recommended three-day period [66, 78-81].

---

## 7. ASIAN STUDY WITH REMDESIVIR AND CHLOROQUINE

To date, there is no official statement on any specific treatment against the new virus by the WHO. Therefore, identifying active antiviral agents to combat the disease is urgently needed. Thus, an efficient approach to drug discovery is to test whether the existing antiviral drugs are effective in treating related viral infections. The COVID-19 belongs to the group of Betacoronaviruses. The other known varieties include i) SARS-CoV and ii) Middle East respiratory syndrome CoV (MERS-CoV). Several drugs have been used in patients with SARS or MERS, such as ribavirin, interferon, lopinavir-ritonavir, corticosteroids, However, the efficacy of some drugs remains controversial [82-84] In this Asian study, the antiviral efficiency of five FDA-approved drugs including i) ribavirin, ii) penciclovir, iii) nitazoxanide, iv) nafamostat, v) chloroquine, and two well-known broad-spectrum antiviral drugs vi) remdesivir (GS-5734) and vii) favipiravir (T-705) against a clinical isolate of COVID-19 in vitro was well evaluated. The standard assays were carried out to measure the effects of

these compounds on the cytotoxicity, virus yield, and infection rates of COVID-19 [82-84].

The report confirmed that Remdesivir proved to be a highly promising antiviral drug against several RNA viruses. This antiviral role was covering SARS/MERS-CoV5 infections in cultured cells, mice, and non-human primate (NHP) models. Also, the drug is being developed for the treatment of Ebola virus infection [82, 85]. Remdesivir is an adenosine analog, which incorporates into nascent viral RNA chains and results in premature termination [82, 86]. Further study showed that remdesivir functioned at a stage post virus entry, which is in agreement with its putative antiviral mechanism as a nucleotide analog.

Interestingly, a similar study performed on human subjects proved that chloroquine blocks virus infection by increasing endosomal pH required for virus/cell fusion, as well as to interfere with the glycosylation of cellular receptors of SARS-CoV [82, 87]. Besides, chloroquine has an immune-modulating activity, which may synergistically enhance its antiviral effect in vivo, consequently serving its antiviral activity. Chloroquine is well distributed in the whole body fluid, including lung, after oral administration. Moreover, chloroquine and derivative hydroxychloroquine are cheap and safe drugs already in use for over 70 years. Therefore, it is clinically applicable to COVID-19 [82, 87, 88].

The Asian researchers reported that the combination of remdesivir and chloroquine is highly effective in the control of COVID-19 infection in vitro. Hence, the report suggests further clinical randomized controlled trials be performed to further elucidate their effects and outcomes in human patients suffering from the novel coronavirus disease [82, 87-89].

---

## 8. PROFESSOR DIDIER RAOULT'S STUDY ON CHLOROQUINE

The charismatic Professor Didier Raoult, Director of the Research Unit in Infectious and Tropical Emergent Diseases (URMITE) in Marseille, stated that he had found a simple cure for COVID-19 infection. The humble chloroquine, the cheap unpatented substance used to treat malaria and autoimmune diseases lupus and rheumatism, is becoming an enigma in the face of social media publicity that greeted the new discovery [90]. Although initial research findings did not support antiviral therapies, these earlier reports didn't prevent Raoult from deciding that chloroquine can cure coronavirus infections; also, notwithstanding the serious side effects of the medication [91]. As part of the evidence-based protocol, to establish the efficacy of his latest therapy for Coronavirus disease, Professor Raoult treated twenty-four patients at his institution with the derivative hydroxychloroquine alone or in combination with the drug azithromycin. Surprisingly, the trial was non-controlled, non-randomized, ethically approved after the study already began. There were sixteen

control patients that were treated in different clinics [91]. After some clinical adjustments of his trial therapy, a preprint was published simultaneously with a paper in a peer-reviewed journal where one of the co-authors is the editor.

Next, a Lawyer with whom Professor Raoult collaborated posted the miracle cure in Fox News. Incidentally, Fox News is the TV channel US President Donald Trump watches all day to get all his information. Trump then tweeted it that "HYDROXYCHLOROQUINE & AZITHROMYCIN, taken together, have a real chance to be one of the biggest game-changers in the history of medicine. The FDA has moved mountains – Thank You! Hopefully, they will BOTH (H works better with A, International Journal of Antimicrobial Agents)" [63, 64]

Furthermore, the event that followed Professor Raoult's announcement could best be described as chaotic. Several individuals worldwide stormed pharmacies and pet shops for chloroquine. Some unfortunate persons even killed themselves from chloroquine overdose-poisoning [91]. It is crucial to add here how YouTube has played an enormous role in this media publicity of inadequately tested drugs. Surprisingly, YouTube is still aiding and abetting the pro-Raoult group, while the anti-Raoult is continually fighting over the video content and contest. Even on Facebook, physicians are split into two, especially French physicians. We must reiterate the indirect harmful effect of Professor Raoult's declaration. This antecedent suggests that there is a strong possibility of this report being included in a properly designed study later, thus complicating such discovery [91].

Subsequently, the Indian government banned chloroquine export, while national authorities, including the French government, issued a national health policy accepting chloroquine as the medicine to treat COVID-19 disease in some situations. Other Chinese researchers submitted that Raoult's report is the exact opposite of proper clinical research practice [91].

---

## 9. BCG VACCINE CONTROVERSY AND COVID-19

There was a controversial debate that arose following the statement by two French physicians on LCI TV channel on Wednesday, April 1st, 2020. Camille Loch, director of research at Inserm in Lille, and Jean-Paul Mira, head of the intensive medicine and resuscitation department at the Cochin hospital, were discussing the new study on BCG vaccination in the prevention of COVID-19 [92].

Following their inappropriate statements seen by several members of the African community as racist statements, parents warned not to vaccinate their children on Whatsapp, Youtube, which was squealed to a conspiracy theory report that the vaccines targeted to destroy or reduce the population of the Africans [92].

---

## 10. KEY PANEL MESSAGE

1. The rising influence of social media in our private and professional lives is a new force that affects our understanding of medical professionalism especially in the last decade
2. These new technological tools become very relevant to enhance i) professional networking and education, ii) organizational promotion, iii) patient care, iv) patient education and v) public health programs [4, 5-10].
3. These platforms present potential risks to patients and HCPs regarding the distribution of imperfect quality information, damage to a professional image, breaches of patient privacy, violation of personal–professional boundaries, and licensing or legal issues [3-5, 8, 10-16].
4. There is urgent advocacy for operation guidelines for preventing these associated risks expectedly issued by several health care institutions and professional organizations [4, 7, 10, 16, 17].
5. Physician must remain resolute in the face of the prevailing situations and should serve as “watchdog” for the preservation of the tenets of guiding principles of our “Noble Profession,” besides the impact of revealing risks of the emerging pandemic to clinicians worldwide.

---

## 11. RECOMMENDATIONS: PHYSICIAN ROLE AND RESPONSIBILITY IN THE CONTEXT OF A PANDEMIC

1. The primary priority is addressing the most significant concerns by clinicians worldwide, “what are the estimate figures of people infected since many cases may be mild or asymptomatic?” Recent modeling estimated the population at risk to be between 0.75 per 100,000 to 15.8 per 100,000 populations [93]. The accuracy of incidence estimates depends on the early deployment of sensitive and specific viral serological tests.
2. Early recognition of the disease in international and even local travelers is a significant aspect of surveillance for the importation of emerging pandemic. Multi-site collaborations such as the GeoSentinel Surveillance Network can act as sentinel systems to recognize new patterns of disease in travelers from specific areas [94].
3. The current COVID-19 pandemic underscores the critical importance of prioritizing diagnosis through clinician awareness and modern laboratory techniques such as NGS.
4. Dr. Li Wenliang's example is worthy of emulation and encouraging clinicians worldwide to be vigilant, bold, and quick in reporting unusual clinical presentations. The COVID-19 pandemic underscores the responsibilities and the vulnerabilities of frontline

- health care workers in tackling novel and highly transmissible pathogens.
5. We need to deploy the best of clinical skills, and backup of laboratory support, to rapidly detect and report any suspicion of emerging infections. Rapid, transparent communication is paramount when infectious diseases develop. This awareness is the only way to prevent significant outbreaks and will save many lives.
  6. Advocacy for proper utilization of social media will be highly beneficial in the long-run.

---

## 12. CONCLUSIONS

Social media undeniably pose several potential risks to health care organizations. These risks undermine the safety and security of i) patient information, ii) patient consent, iii) employment practices, iv) physician credentialing and licensure, v) the violation of HCP–patient boundaries, and vi) other ethical issues. In an attempt to avoid these pitfalls, several health care organizations and professional societies issued guidelines in the form of sound and useful principles that HCPs should follow. Notwithstanding these pitfalls, when used wisely and prudently, social media sites and platforms offer the potential to promote individual and public health, as well as professional development and advancement.

## 13. REFERENCES

1. Ventola CL. *Social Media and Health Care Professionals: Benefits, Risks, and Best Practices*. P T. 2014;39(7):491-520.
2. Grindrod K, Forgiione A, Tsuyuki RT, Gavura S, Giustini D. *Pharmacy 2.0: a scoping review of social media use in pharmacy*. *Res Social Adm Pharm*. 2014;10(1):256-270. doi: 10.1016/j.sapharm.2013.05.004.
3. Peck JL. *Social media in nursing education: responsible integration for meaningful use*. *J Nurs Educ*. 2014;53(3):164-9. doi: 10.3928/01484834-20140219-03.
4. Chauhan B, George R, Coffin J. *Social media and you: what every physician needs to know*. *J Med Pract Manage*. 2012;28(3):206-9.
5. Von Muhlen M, Ohno-Machado L. *Reviewing social media use by clinicians*. *J Am Med Inform Assoc*. 2012;19(5):777-81. doi: 10.1136/amiajnl-2012-000990.
6. ASHP statement on use of social media by pharmacy professionals. Available from: [www.ashp.org/DocLibrary/BestPractices/AutoITSocialMedia.aspx](http://www.ashp.org/DocLibrary/BestPractices/AutoITSocialMedia.aspx) (accessed March 2020).
7. Dizon DS, Graham D, Thompson MA, Johnson LJ, Johnston C, Fisch MJ, et al. *Practical guidance: The use of social media in oncology practice*. *J Oncol Pract*. 2012;8(5):114-24. doi: 10.1200/JOP.2012.000610.
8. George DR, Rovniak LS, Kraschnewski JL. *Dangers and opportunities for social media in medicine*. *Clin Obstet Gynecol*. 2013;56(3):453-62. doi: 10.1097/GRF.0b013e318297dc38.
9. Househ M. *The use of social media in healthcare: organizational, clinical, and patient perspectives*. *Stud Health Technol Inform*. 2013;183:244-8.
10. Farnan JM, Snyder Sulmasy L, Worster BK, Chaudhry HJ, Rhyne JA, Arora VM, et al. *Online medical professionalism: patient and public relationships: policy statement from the American College of Physicians and the Federation of State Medical Boards*. *Ann Intern Med*. 2013;158(8):620-7. doi: 10.7326/0003-4819-158-8-201304160-00100.
11. Bernhardt M, Alber J, Gold RS. *A social media primer for professionals: digital do's and don'ts*. *Health Promot Pract*. 2014;15(2):168-72. doi: 10.1177/1524839913517235.
12. MacMillan C. *Social media revolution and blurring of professional boundaries*. *Imprint*. 2013;60(3):44-6.
13. Pirraglia PA, Kravitz RL. *Social media: new opportunities, new ethical concerns*. *J Gen Intern Med*. 2012;28(2):165-6. doi: 10.1007/s11606-012-2288-x.
14. Fogelson NS, Rubin ZA, Ault KA. *Beyond likes and tweets: an in-depth look at the physician social media landscape*. *Clin Obstet Gynecol*. 2013;56(3):495-508. doi: 10.1097/GRF.0b013e31829e7638.
15. Moorhead SA, Hazlett DE, Harrison L, Carroll JK, Irwin A, Hoving C, et al. *A new dimension of health care: systemic review of the uses, benefits, and limitations of social media for health care professionals*. *J Med Internet Res*. 2013;15(4):e85. doi: 10.2196/jmir.1933.
16. Grajales FJ 3rd, Sheps S, Ho K, Novak-Lauscher H, Eysenbach G. *Social media: a review and tutorial of applications in medicine and health care*. *J Med Internet Res*. 2014;16(2):e13. doi: 10.2196/jmir.2912.
17. O'Hara B, Fox BJ, Donahue B. *Social media in pharmacy: heeding its call, leveraging its power*. *J Amer Pharm Assoc*. 2013;53(6):561-4. doi: 10.1331/JAPhA.2013.13536.
18. Childs LM, Martin CY. *Social media profiles: striking the right balance*. *Am J Health System Pharm Dec*. 2012;69(23):2044-50. doi: 10.2146/ajhp120115.
19. Patela KS, Rathic JC, Raghuvanshi K, Dhimana N. *Coronavirus (SARS-CoV-2): Preventions, keys to diagnosis and treatment of SARS-CoV-2*. *Iberoam J Med*. 2020;2(2):87-99. doi: <http://doi.org/10.5281/zenodo.3715266>.
20. World Health Organization. Available from: [https://www.who.int/emergencies/diseases/novel-coronavirus-2019/technicalguidance/naming-the-coronavirus-disease-\(covid-2019\)-and-the-virus-thatcauses-it](https://www.who.int/emergencies/diseases/novel-coronavirus-2019/technicalguidance/naming-the-coronavirus-disease-(covid-2019)-and-the-virus-thatcauses-it).
21. Lee N, Hui D, Wu A, Chan P, Cameron P, Joynt GM, et al. *A major outbreak of severe acute respiratory syndrome in Hong Kong*. *N Engl J Med*. 2003;348(20):1986-94. doi: 10.1056/NEJMoa030685.
22. World Health Organization. Available from: <https://www.who.int/emergencies/diseases/novel-coronavirus-2019/technicalguidance>
23. Kavanagh MM. *Authoritarianism, outbreaks, and information politics*. *Lancet* 2020;5(3):e135-e136. doi: 10.1016/S2468-2667(20)30030-X.
24. WHO. *WHO Director-General's remarks at the media briefing on COVID-2019 outbreak on 14 February 2020*. 2020. Available from: <https://www.who.int/dg/speeches/detail/who-director-general-s-remarks-at-the-media-briefing-on-covid-2019-outbreak-on-14-february-2020> (accessed Feb 2020)
25. WHO. *WHO Director-General's remarks at the media briefing on COVID-2019 outbreak on 1 April 2020*. 2020. Available from: <https://www.who.int/dg/speeches/detail/who-director-general-s-remarks-at-the-media-briefing-on-covid-2019-outbreak-on-1-april-2020> (accessed April 2020)
26. Hyams J, Hyams J, Damaraju L, Blank M, Johanns J, Guzzo C, et al. *Induction and maintenance therapy with infliximab for children with moderate to severe ulcerative colitis*. *Clin Gastroenterol Hepatol*. 2012;10(4):391-9. doi: 10.1016/j.cgh.2011.11.026.
27. Mohajer Shojai T, Ghalyanchi Langeroudi A, Karimi V, Barin A, Sadri N. *The effect of Allium sativum (Garlic) extract on infectious bronchitis virus in specific pathogen free embryonic egg*. *Avicenna J Phytomed*. 2016;6(4):458-267.
28. Rabenau HF, Cinatl J, Morgenstern B, Bauer G, Preiser W, Doerr HW. *Stability and inactivation of SARS coronavirus*. *Med Microbiol Immunol*. 2005;194(1-2):1-6. doi: 10.1007/s00430-004-0219-0.
29. Organization WH. *Coronavirus disease (COVID-19) advice for the public: Myth busters*. Available from: <https://www.who.int/emergencies/diseases/novel-coronavirus-2019/advice-for-public/myth-busters> (accessed April 2020)
30. Gaunt ER, Hardie A, Claas EC, Simmonds P, Templeton KE. *Epidemiology and clinical presentations of the four human coronaviruses 229E, HKU1, NL63, and OC43 detected over 3 years using a novel multiplex real-time PCR method*. *J Clin Microbiol*. 2010;48(8):2940-7. doi: 10.1128/JCM.00636-10.
31. Bannister-Tyrrell M, Meyer A, Faverjon C, Cameron A. *Preliminary evidence that higher temperatures are associated with lower incidence of COVID-19, for cases reported globally up to 29th February 2020*. medRxiv. 2020. doi: <https://doi.org/10.1101/2020.03.18.20036731>.
32. McIntosh K. *Coronavirus disease 2019 (COVID-19): Epidemiology, virology, clinical features, diagnosis, and prevention*. Available from: <https://www.uptodate.com/contents/coronavirus-disease-2019-covid-19-epidemiology-virology-clinical-features-diagnosis-and-prevention> (accessed April 2020)
33. Eickmann M, Gravemann U, Handke W, Tolksdorf F, Reichenberg S, Müller TH, et al. *Inactivation of Ebola virus and Middle East respiratory syndrome coronavirus in platelet concentrates and plasma by ultraviolet C light and methylene blue plus visible light, respectively*. *Transfusion*. 2018;58(9):2202-7. doi: 10.1111/trf.14652.
34. Andersen KG, Rambaut A, Lipkin WI, Holmes EC, Garry RF. *The proximal origin of SARS-CoV-2*. *Nature Medicine*. 2020;26(4):450-2. doi: 10.1038/s41591-020-0820-9.
35. Dominguez SR, O'Shea TJ, Oko LM, Holmes KV. *Detection of group 1 coronaviruses in bats in North America*. *Emerg Infect Dis*. 2007;13(9):1295-300. doi: 10.3201/eid1309.070491.
36. Price M. *Can mosquitoes and ticks spread the coronavirus? Here's the latest from experts*. Available from: <https://www.miamiherald.com/news/coronavirus/article241520071.html> (accessed April 2020)
37. News B. *Coronavirus: What misinformation has spread in Africa?* Available from: <https://www.bbcb.com/news/world-africa-51710617> (accessed April 2020)
38. Boyce JM. *Alcohols as Surface Disinfectants in Healthcare Settings*. *Infect Control Hosp Epidemiol*. 2018;39(3):323-8. doi: 10.1017/ice.2017.301.
39. Kampf G, Todt D, Pfaender S, Steinmann E. *Persistence of coronaviruses on inanimate surfaces and their inactivation with biocidal agents*. *J Hosp Infect*. 2020;104(3):246-51. doi: 10.1016/j.jhin.2020.01.022.
40. van Doremalen N, Bushmaker T, Morris DH, Holbrook MG, Gamble A, Williamson BN, et al. *Aerosol and Surface Stability of SARS-CoV-2 as Compared with SARS-CoV-1*. *N Engl J Med*. 2020;382(16):1564-7. doi: 10.1056/NEJMc2004973.

41. Ohtani S, Ushiyama A, Maeda M, Ogasawara Y, Wang J, Kunugita N, et al. The effects of radio-frequency electromagnetic fields on T cell function during development. *J Radiat Res.* 2015;56(3):467-74. doi: 10.1093/jrr/rru126.
42. ARPANSA. 5G and other telecommunications do not affect the immune system. Available from: <https://www.arpanas.gov.au/news/5g-and-other-telecommunications-do-not-affect-immune-system> (accessed April 2020)
43. Carr AC, Maggini S. Vitamin C and Immune Function. *Nutrients.* 2017;9(11). doi: 10.3390/nu9111211.
44. Kasprak A. Are People With Type-A Blood More Susceptible to COVID-19? Available from: <https://www.snopes.com/fact-check/blood-type-covid-19/?collection-id=242217> (accessed April 2020)
45. Lambert KM, Barry P, Stokes G. Risk management and legal issues with the use of social media in the healthcare setting. *J Healthc Risk Manag.* 2012;31(4):41-7. doi: 10.1002/jhrm.20103.
46. Chretien KC, Kind T. Social media and clinical care: ethical, professional, and social implications. *Circulation.* 2013;127(13):1413-21. doi: 10.1161/CIRCULATIONAHA.112.128017.
47. Petersena E, Hui D, Hamera DH, Blumberg L, Madoffa LC, Pollack M, et al. Li Wenliang, a face to the frontline healthcare worker. The first doctor to notify the emergence of the SARS-CoV-2, (COVID-19), outbreak. *Int J Infect Dis.* 2020;93:205-7. doi: 10.1016/j.ijid.2020.02.052.
48. South China Morning Post. Li Wenliang: an 'ordinary hero' at the center of the coronavirus storm. 15 February 2020. Available from: <http://www.scmp.com/news/china/society/article/3050733/li-wenliang-ordinary-hero-center-coronavirus-storm> (accessed Feb 2020)
49. Zhou P, Yang XL, Wang XG, Hu B, Zhang L, Zhang W, et al. A pneumonia outbreak associated with a new coronavirus of probable bat origin. *Nature.* 2020;579(7798):270-3. doi: 10.1038/s41586-020-2012-7.
50. Andersen KG, Rambaut A, Lipkin WI, Holmes EC, Garry RF. The proximal origin of SARS-CoV-2. *Nat Med.* 2020;26(4):450-2. doi: 10.1038/s41591-020-0820-9.
51. Robertson A. Trump's chloroquine hype is a misinformation problem bigger than social media: Social media sites are policing powerful voices. Available from: <https://www.theverge.com/2020/4/9/21209797/trump-chloroquine-hydroxychloroquine-medication-social-media-misinformation> (accessed April 2020)
52. FDA-USA News-Release: FDA warns consumers about the dangerous and potentially life threatening side effects of Miracle Mineral Solution. August 12, 2019. Available from: <https://www.fda.gov/news-events/press-announcements/fda-warns-consumers-about-dangerous-and-potentially-life-threatening-side-effects-miracle-mineral>.
53. Manson P, Cooke G, Zumla A, eds. *Manson's tropical diseases.* 22nd ed. Edinburgh: Saunders; 2009.
54. Bhattacharjee M. *Chemistry of Antibiotics and Related Drugs.* Springer; 2016.
55. World Health Organization. *World Health Organization model list of essential medicines: 21st list 2019.* Geneva: World Health Organization. 2019. Available from: <https://apps.who.int/iris/bitstream/handle/10665/325771/WHO-MVP-EMP-IAU-2019.06-eng.pdf?sequence=1&isAllowed=y>.
56. Aralen Phosphate. The American Society of Health-System Pharmacists. Available from: <https://www.pharmacompass.com/chemistry-chemical-name/aralen-diphosphate>.
57. Drugs & Medications. Available from: [www.webmd.com](http://www.webmd.com) (accessed March 2020)
58. Chloroquine Side Effects: Common, Severe, Long Term. Available from: <https://www.drugs.com/sfx/chloroquine-side-effects.html> (accessed March 2020)
59. Chloroquine: MedlinePlus Drug Information. Available from: <https://medlineplus.gov/druginfo/meds/a682318.html> (accessed March 2020)
60. Ajayi AA. Mechanisms of chloroquine-induced pruritus. *Clin Pharmacol Ther.* 2000;68(3):336.
61. Vaziri A, Warburton B. Slow release of chloroquine phosphate from multiple taste-masked W/O/W multiple emulsions. *J Microencapsul.* 1994;11(6):641-8. doi: 10.3109/02652049409051114.
62. Tönnemann E, Kandolf R, Lewalter T. Chloroquine cardiomyopathy - a review of the literature. *Immunopharmacol Immunotoxicol.* 2013;35(3):434-42. doi: 10.3109/08923973.2013.780078.
63. Aralen Chloroquine Phosphate, USP. Available from: [https://www.accessdata.fda.gov/drugsatfda\\_docs/label/2013/006002s0431bl.pdf](https://www.accessdata.fda.gov/drugsatfda_docs/label/2013/006002s0431bl.pdf).
64. A Cost Increase of Chloroquine After Media Assumption. Available from: <https://theintercept.com/2020/03/24/trump-hyped-chloroquine-cure-covid-19-man-arizona-took-died/>
65. Hassan I. The other COVID-19 pandemic- Fake news. *The African Arguments.* Available from: <https://africanarguments.org/2020/03/26/the-other-covid-19-pandemic-fake-news/>
66. Goodman C, Brieger W, Unwin A, Mills A, Meek S, Greer G. Medicine sellers and malaria treatment in sub-Saharan Africa: what do they do and how can their practice be improved? *Am J Trop Med Hyg.* 2007;77(6 Suppl): 203-18.
67. Snow RW, Peshu N, Forster D, Mwenesi H, Marsh K. The role of shops in the treatment and prevention of childhood malaria on the coast of Kenya. *Trans R Soc of Trop Med Hyg.* 1992; 86(3):237-9. doi: 10.1016/0035-9203(92)90290-s.
68. van der Geest S. Self-care and the informal sale of drugs in south Cameroon. *Soc Sci Med.* 1987;25(3):293-305. doi: 10.1016/0277-9536(87)90232-2.
69. Adome RO, Whyte SR, Hardon A. *Popular Pills: Community Drug Use in Uganda.* Amsterdam: Het Spinhuis; 1996.
70. Molyneux CS, Mung'Ala Odera V, Harpham T, Snow RW. Maternal responses to childhood fevers: a comparison of rural and urban residents in coastal Kenya. *Trop Med Int Health.* 1999; 4(12):836-45. doi: 10.1046/j.1365-3156.1999.00489.x.
71. Goodman CA. *An economic analysis of the retail market for fever and malaria treatment in rural Tanzania.* PhD thesis, London School of Hygiene & Tropical Medicine. 2005. doi: <https://doi.org/10.17037/PUBS.00682327>.
72. Williams HA, Jones CO. A critical review of behavioral issues related to malaria control in sub-Saharan Africa: what contributions have social scientists made? *Soc Sci Med.* 2004;59(3):501-23. doi: 10.1016/j.socscimed.2003.11.010.
73. Amin AA, Marsh V, Noor AM, Ochola SA, Snow RW. The use of formal and informal curative services in the management of paediatric fevers in four districts in Kenya. *Trop Med Int Health.* 2003;8:1143-52. doi: 10.1046/j.1360-2276.2003.01140.x.
74. Brieger WR, Sesay HR, Adesina H, Mosanya ME, Ogunlade PB, Ayodele JO, et al. Urban malaria treatment behavior in the context of low levels of malaria transmission in Lagos, Nigeria. *Afr J Med Med Sci.* 2001;30(Suppl):7-15.
75. Iweze EA. *The patent medicine store: hospital for the urban poor.* In: Makinwa PK, Ozo A, editors. *The Urban Poor in Nigeria.* Lagos: Evans Brothers Ltd.; 1987:317-22.
76. Abiola A, Alhassan M, Famuyide A, Nwaorgu O, Olujohungbe A, Uche F, et al. *A Qualitative Assessment of Medicine Sellers in Igbo-Ora.* University of Ibadan; 1983. A project submitted to the Department of Preventive and Social Medicine, College of Medicine, University of Ibadan.
77. Nshakira N, Kristensen M, Ssali F, Whyte SR. Appropriate treatment of malaria? Use of antimalarial drugs for children's fevers in district medical units, drug shops and homes in eastern Uganda. *Trop Med Int Health.* 2002;7(4):309-16. doi: 10.1046/j.1365-3156.2002.00858.x.
78. Marsh VM, Mutemi WM, Muturi J, Haaland A, Watkins WM, Otieno G, et al. Changing home treatment of childhood fevers by training shop keepers in rural Kenya. *Trop Med and Int Health.* 1999;4(5):383-9. doi: 10.1046/j.1365-3156.1999.00403.x.
79. Okoro BA, Jones IO. Pattern of drug therapy in home management of diarrhoea in rural communities of Nigeria. *J Diarrhoeal Dis Res.* 1995;13(3):151-4.
80. Twebaze, D. *A Literature Review of Care-seeking Practices for Major Childhood Illnesses in Uganda.* BASICS II for the United States Agency for International Development. Arlington, VA: 2001.
81. Basco LK. Molecular epidemiology of malaria in Cameroon. XIX. Quality of antimalarial drugs used for self-medication. *Am J Trop Med Hyg.* 2004;70(3):245-50.
82. Yan L, Hai-Tao Z, Yang X, Maolin W, Chuan S, Jing L, et al. Prediction of criticality in patients with severe Covid-19 infection using three clinical features: a machine learning-based prognostic model with clinical data in Wuhan. *medRxiv.* 2020. doi: <https://doi.org/10.1101/2020.02.27.20028027>.

83. Kachur SP, Black C, Abdulla S, Goodman C. Putting the genie back in the bottle? Availability and presentation of oral artemisinin compounds at retail pharmacies in urban Dar-es-Salaam. *Malar J.* 2006;5:25. doi: 10.1186/1475-2875-5-25.
84. Wang M, Cao R, Zhang L, Yang X, Liu J, XU M. Remdesivir and chloroquine effectively inhibit the recently emerged novel coronavirus (2019-nCoV) in vitro. *Cell Res.* 2020;30(3):269-71. doi: 10.1038/s41422-020-0282-0.
85. Zumla A, Chan JF, Azhar EI, Hui DS, Yuen KY. Coronaviruses - drug discovery and therapeutic options. *Nat Rev Drug Discov.* 2016;15(5):327-47. doi: 10.1038/nrd.2015.37.
86. Mulangu S, Dodd LE, Davey RT Jr, Tshiani Mbaya O, Prosser M, Mukadi D, et al. A Randomized, Controlled Trial of Ebola Virus Disease Therapeutics. *N Engl J Med.* 2019;381(24):2293-303. doi: 10.1056/NEJMoa1910993.
87. Warren TK, Jordan R, Lo MK, Ray AS, Mackman RL, Soloveva V, et al. Therapeutic efficacy of the small molecule GS-5734 against Ebola virus in rhesus monkeys. *Nature.* 2016;531(7594):381-5. doi: 10.1038/nature17180.
88. Vincent MJ, Bergeron E, Benjannet S, Erickson BR, Rollin PE, Ksiazek TG, et al. Chloroquine is a potent inhibitor of SARS coronavirus infection and spread. *Virology.* 2005;2:69 doi:10.1186/1743-422X-2-69. doi: 10.1186/1743-422X-2-69.
89. Mackenzie AH. Dose refinements in long-term therapy of rheumatoid arthritis with antimalarials. *Am J Med.* 1983; 75(1A):40-5. doi: 10.1016/0002-9343(83)91269-x.
90. Savarino A, Di Trani L, Donatelli I, Cauda R, Cassone A. New insights into the antiviral effects of chloroquine. *Lancet Infect Dis.* 2006;6(2):67-9. doi: 10.1016/S1473-3099(06)70361-9.
91. Professor Didier Raoult's Study On Chloroquine. Available from: <https://www.wired.com/story/an-old-malaria-drug-may-fight-covid-19-and-silicon-valleys-into-it/>
92. BCG Vaccine Controversy and COVID-19. Available from: [https://www.lemonde.fr/afrique/article/2020/04/08/non-l-afrique-n-est-pas-ni-de-pres-ni-de-loin-la-cible-privilegiee-des-essais-cliniques\\_6035948\\_3212.html?fbclid=IwAR2mpr2bygSVQQv731Gbk4FAS41K1atH0odiIJ:BkDhgFuc0liF7Ng79xw8](https://www.lemonde.fr/afrique/article/2020/04/08/non-l-afrique-n-est-pas-ni-de-pres-ni-de-loin-la-cible-privilegiee-des-essais-cliniques_6035948_3212.html?fbclid=IwAR2mpr2bygSVQQv731Gbk4FAS41K1atH0odiIJ:BkDhgFuc0liF7Ng79xw8).
93. Yang Y, Lu QB, Liu MJ, Wang YX, Zhang AR, Jalali N, et al. Epidemiological and clinical features of the 2019 novel coronavirus outbreak in China. medRxiv. 2020. doi: <http://dx.doi.org/10.1101/2020.02.10.20021675>.
94. Wilder-Smith A, Boggild A. Sentinel surveillance in travel medicine: 20 years of GeoSentinel publications (1999-2018). *J Travel Med.* 2018;25(1). doi: 10.1093/jtm/tay139.