



Article

# Efficacy of EMDR in Post-Traumatic Stress Disorder: A Systematic Review and Meta-analysis of Randomized Clinical Trials

Pedro Rasines-Laudes<sup>1</sup>  and Isabel Serrano-Pintado<sup>2</sup> 

1 Red de Salud Mental de Bizkaia (Spain)

2 Universidad de Salamanca (Spain)

## ARTICLE INFO

Received: July 20, 2022

Accepted: January 15, 2023

### Keywords:

EMDR

PTSD

Meta-analysis

Efficacy

Systematic review

## ABSTRACT

**Background:** In recent years, eye movement desensitization and reprocessing (EMDR) has spread, in both the number of publications and professionals who use this technique in the clinical setting. The objective of this meta-analysis was to verify the efficacy of EMDR in treatment of post-traumatic stress disorder. **Method:** Based on the inclusion/exclusion criteria, 18 articles were selected ( $n = 1213$  subjects), published between 1991-2022. **Results:** The effect sizes found in the meta-analysis were small in the reduction of symptoms associated with PTSD, anxiety and depression, both in post-treatment and in maintenance. The analysis of the moderating variables revealed that both intervention time, the number and duration of the sessions, the experience of the therapist, and the type of therapist in charge of the intervention play an important role in the size of the final effect. No statistically significant data were found in the meta-regression analysis. **Conclusions:** Although the study had restrictive criteria for study selection, there is a certain risk of bias in the selected articles, which lack sufficient methodological quality to be extrapolated to the clinical field.

## Eficacia del EMDR en el Trastorno de Estrés Post-traumático: una Revisión Sistemática y Meta-análisis de Ensayos Clínicos Aleatorizados

## RESUMEN

**Antecedentes:** En los últimos años la desensibilización y reprocesamiento por movimientos oculares (EMDR) se está extendiendo tanto en su número de publicaciones como de profesionales que utilizan esta técnica en el ámbito clínico. El presente meta-análisis tiene como objetivo comprobar la eficacia del EMDR en el tratamiento del trastorno de estrés post-traumático. **Método:** A partir de los criterios de inclusión/exclusión fueron seleccionados 18 artículos ( $n = 1213$  sujetos), entre los años 1991-2022. **Resultados:** Los tamaños del efecto hallados en el meta-análisis fueron pequeños en la reducción de síntomas asociados al TEPT, ansiosos y depresivos, tanto en el pos-tratamiento como en el mantenimiento. El análisis de las variables moderadoras reveló que el tiempo de intervención, el número y la duración de las sesiones, la veteranía del terapeuta y el tipo de terapeuta encargado de la intervención juegan un papel importante en el tamaño del efecto final. No se encontraron datos estadísticamente significativos en el análisis de la metarregresión. **Conclusiones:** Sin embargo, aunque el estudio cuenta con criterios restrictivos en cuanto a la selección de los estudios, existe cierto riesgo de sesgo en los artículos seleccionados que carecen de una calidad metodológica suficiente para ser extrapolados al ámbito clínico.

### Palabras clave:

EMDR

TEPT

Meta-análisis

Eficacia

Revisión sistemática

Work on eye movement desensitization and reprocessing (EMDR) has grown almost continuously since the first randomized clinical trials (RCTs) of the technique were published in 1994, both for post-traumatic stress disorder (PTSD) and other disorders (Marín et al., 2016). EMDR has been presented in a large number of studies as a superior treatment to other active treatments (Novo Navarro et al., 2018). However, many of the papers presented have significant associated methodological limitations (Institute of Medicine 2008). The present study is an update of the evidence for EMDR as a possible effective treatment for PTSD in the adult population. The majority of published studies present significant deficiencies in terms of rigor and methodological deficiencies when mixing child and adult populations, selecting studies with a high risk of bias, and including RCTs which mixed the population diagnosed with PTSD and the population diagnosed under the label traumatic memories.

The main objectives of this study are: (1) to review the current scientific production regarding the use of EMDR in PTSD; (2) to examine the degree of methodological quality and rigor of selected randomized clinical trials, which study the efficacy of EMDR in PTSD for review and subsequent meta-analysis; (3) to evaluate the efficacy of EMDR technique in the treatment of PTSD, using the effect size estimator as a measure of the magnitude of change produced; (4) to analyze the degree of effectiveness of EMDR in the reduction of anxious and depressive symptomatology associated with PTSD based on the magnitude of the change produced (effect size); (5) to verify and evaluate the possible degree of generalization of the results obtained through various statistical analyses.

## Method

### Participants

The total sample of the included and analyzed studies was 18 and consisted of  $N = 1213$  subjects ( $M = 67.38$ ;  $SD = 46.06$ ), with an age range of 18-75 years ( $M = 37.38$ ;  $SD = 3.38$ ).

### Procedure

This study followed the procedure established by the Preferred Reporting Items for Systematic Reviews and Meta-Analyses (PRISMA) publication guidelines to improve completeness in the reporting of systematic reviews and meta-analyses of randomized clinical trials (Page et al., 2021).

### Literature Search

A systematic review of studies using the EMDR therapeutic method for the treatment of PTSD was carried out. These articles have been found from a detailed literature search with three phases in order to increase the likelihood of getting all possible relevant publications on the subject. The procedure used was similar to that used by Bradley et al. (2005). Firstly, the SCOPUS database was used to find the articles published by the journals with the highest impact. Secondly, the following databases were searched: Academic Search Complete, CINAHL, CSIC, ERIC, Medline, Psycarticles, Psychology and Behavioral Sciences, PsycInfo, Pubmed and Web of Science. Using the thesaurus of the American Psychiatric Association (Psychological Index Terms) and the

National Library of Medicine (Psy-MeSH) as a guide, the terms used in the search equation were a combination of the descriptors “emdr or eye movement desensitization reprocessing or eye movement and desensitization reprocessing”, “ptsd or post traumatic stress disorder or posttraumatic stress disorder or post-traumatic stress disorder” and “therapy or treatment or intervention”, joined using the Boolean operator AND. Finally, using the meta-analyses found in step two, clinical research that met the selection criteria were manually added with the aim of detecting those studies that had not been previously identified by the search engines.

### Inclusion/Exclusion Criteria

Both the exclusion criteria and the inclusion criteria of this study were based on the objectives proposed in similar studies. Thus, studies were included in the meta-analysis with the following characteristics: (1) published between January 1991 and January 2022; (2) written in English or Spanish; (3) original studies; (4) of quantitative type; (5) randomized clinical trials following RCT criteria (randomized clinical trials established by Cochrane); (6) patients had been diagnosed with PTSD, according to DSM-III-R, DSM-IV, DSM-IV- TR, DSM-5, ICD-10 or ICD-11 criteria; (7) treated with EMDR by health professionals trained in EMDR; (8) EMDR efficacy was investigated; (9) had at least one control group (patients receive no treatment or another treatment); (10) sample composed of adult population; (11) peer-reviewed.

Studies were excluded in which: (1) patients had another comorbid diagnosis or the diagnosis of PTSD could be attributed to the physiological effects of a substance (American Psychiatric Association, 2013); (2) studies in which EMDR was administered alongside another psychotherapeutic or pharmacological treatment; (3) studies with a Jadad score of less than three points; (4) did not present sufficient clinical measures or did not have adequate statistical analysis (effect size, number of subjects in the sample,  $t$  value,  $F$  value, odds ratio,  $p$  value, mean differences, and standard deviation); (5) quasi-experimental studies, case studies, single-group experimental studies, or qualitative studies

### Data Analysis

#### Systematic Review

The RCT selection process is described in the flow chart (Page et al., 2021) (see Figure 1). After examination, 18 potentially relevant studies were selected for review and were screened using the Jadad methodological validity scale. The reliability between raters was tested using Cohen's  $k$  to avoid possible selection bias (Cohen, 1960), obtaining a high result  $k = .91$ . All the studies obtained a score equal to or greater than three points, with an average methodological quality of 4 points (Jadad et al., 1996). The characteristics of the selected studies are detailed in Table 1.

A bibliometric analysis of the articles selected via the meta-analysis was performed. The mean age of the articles was  $13.22 \pm 8.06$  CI 95% [6.05, 12.08]. The newest article was one year old and the oldest was 24 years old. To know the obsolescence of the articles, we used the Prince index (percentage of articles less than 5 years old), with a result of 22.22%, and the Burton-Kebler index (using the median) with a result of 15 years.

**Table 1**  
 Characteristics of Studies Investigating the Efficacy of EMDR for Post-Traumatic Stress Disorder ( $n = 18$ )

Authors	Jadad	Type of trauma (Population)	Intervention Experimental/Control	Sample No. of participants (women) Age	Months of follow-up/NSP (% SCTS) Minutes / sessions	PRO
Acarturk et al. (2016)	4	War (Syrian refugees)	EMDR / Waiting list	Total: 98(73) 49 (39) 49 (34) Average age (Years): 38.54	1 Month 2 ≥ sessions POST FOLLOW (75,5%)→(63,2%) (67,3%)→(67,3%) 90 min	PSIC
Boterhoven de Haan et al. (2020)	5	Childhood Trauma (Australia, Germany and the Netherlands)	EMDR / ImRs	Total: 155 (119) 81 (65) 74 (54) Average age (Years): 33.68	12 Months 12 sessions POST FOLLOW (82,71%)→(69,13%) (86,48%)→(66,21%) 90 min	PSIC
Carlson et al. (1998)	3	Vietnam war veterans (USA)	EMDR/ Relaxation-Biofeedback/ Regular clinical care	Total: 35 10 13 12 Average age (Years): 48.04	3 – 9 Months/ 12.2 sessions FOLLOW FOLLOW (100%)→(80%) (100 %)→(30.7%) (100%) 60-75 min	TERA
Devilly & Spence (1999)	3	Mixed (Australia)	EMDR/ TTP	Total: 22 (17) 11 (8) 12 (7) Average age (Years): 37.96	3 Months 7 sessions POST FOLLOW (45.4%)→(45.4%) (75%)→(75%) 90 min	TERA
Högberg et al. (2007)	5	Traffic Accident/ Assault (Sweden)	EMDR/ Waiting list	Total: 24 (5) 13 (3) 11 (2) Average age (Years): 43	*35 Months 5 sessions (92,3%) (81,8%) 90 min	PSIC
Ironson et al. (2002)	3	Mixed/ (USA)	EMDR/ Prolonged exposure	Total: 22 (17) 10 (?) 12 (?) Average age (Years): 16-62	3 Months 5 sessions POST FOLLOW (100%)→ (60%) (75%)→ (50%) 90 min	PSIC-ST
Karatzias et al. (2011)	5	Mixed (Scotland)	EMDR/ Emotional release techniques	Total: 46 (26) 23 (14) 23 (12) Average age (Years): 40.6	3 Months 12 sessions POST FOLLOW (56,5%)→(47.8%) (60,8%)→(52,1%) 90 min	PSIC PSIQ
Lee et al. (2002)	3	Mixed (Australia)	EMDR/ SITPE	Total: 24 (11) 12 (?) 12 (?) Average age (Years): 35.3	3 Months 8 sessions POST FOLLOW (100%)→(100%) (100%)→(100%) 60 min	PSIC

**Table 1**  
*Characteristics of Studies Investigating the Efficacy of EMDR for Post-Traumatic Stress Disorder (n = 18) (Continuation)*

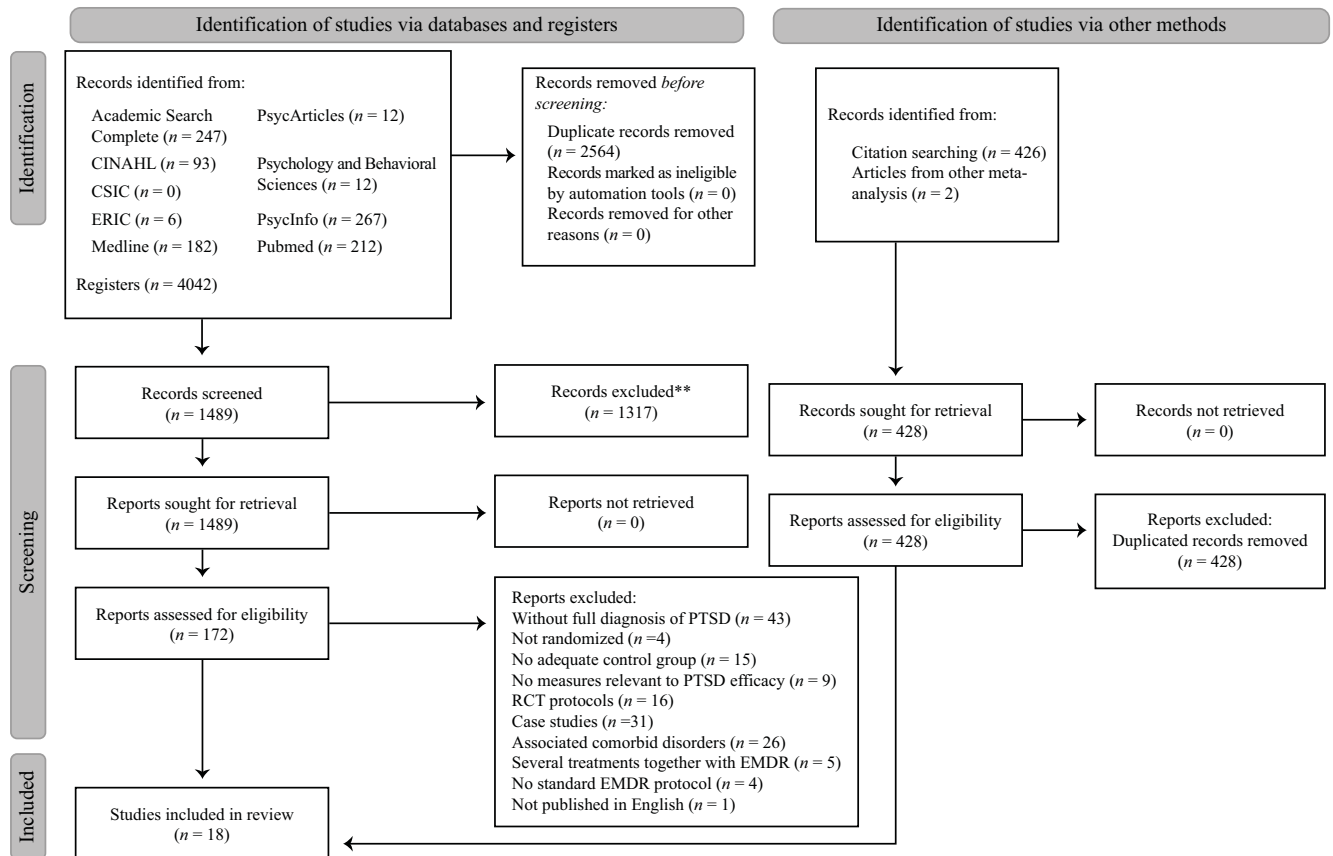
McGuire et al. (2020)	5	Mixed (Australia)	EMDR/ Prolonged exposure	Total: 20 (?) 10 (?) 10 (?) Average age (Years): 42.15	6 Months 8 sessions POST FOLLOW (100%)→(70%) (100%)→(80%) 60 min	TERA
Nijdam et al. (2012)	5	Mixed (Netherlands)	EMDR/ Brief electric therapy	Total: 140 (72) 70 (36) 70 (36) Average age (Years): 37.8	No follow-up 15 sessions (74,2%) (71,4%) 90 min	PSIQ-ST
Nijdam et al. (2018)	4	Mixed (Netherlands)	EMDR/ Brief electric therapy	Total: 116 (61) 57 (28) 59 (33) Average age (Years): 38.53	No follow-up 6.64 sessions (75.43%) (64.4%) 90 min	PSIQ-ST
Power et al. (2002)	3	Mixed (Scotland)	EMDR/ Exposure + cognitive restructuring/ Waiting list	Total: 72 (30) 27 (12) 21 (8) 24 (10) Average age	15 Months 4.2 sessions POST FOLLOW (69.23%)→(56.4%) (56.75%)→(45.9%) (82.76%)→( No follow-up) 90 min	TERA
Rogers et al. (1999)	3	Vietnam war veterans (USA)	EMDR/ Exposure	Total: 12 6 6 Average age (Years): 47-53	No follow-up 1 sessions (100 %) (100 %) 60-90 min	TERA
Rothbaum et al. (2005)	5	Rape victims (Georgia)	EMDR/ Prolonged exposure /Waiting list	Total: 72 (72) 25 (25) 23 (23) 24 (24) Average age (Years): 33.8	6 Months 9 sessions POST SEGUI (80%)→(76%) (86%)→(78.2%) (83%)→( No follow-up) 90 min	PSIC- ST
Taylor et al. (2003)	3	Mixed (Canada)	EMDR/ Exposure therapy/ Relaxation therapy	Total: 60 (45) 19 (12) 22 (8) 19 (10) Average age (Years): 37	3 Months 8 sessions POST FOLLOW (78.9%)→(78.9%) (68.1%)→(68.1%) (78.9%)→(78.9%) 60-90 min	TERA
Ter Heide et al. (2016)	4	War (Syrian refugees)	EMDR/ Usual mental health treatment in refugee centers	Total: 72 (20) 36 (6) 36 (14) Average age (Years): 20.93	3 Months 12 sessions POST FOLLOW (83,3%)→(69,4%) (77,7%)→(63,8%) 60 min	PSIC-ST

**Table 1**  
 Characteristics of Studies Investigating the Efficacy of EMDR for Post-Traumatic Stress Disorder (n = 18) (Continuation)

van der Kolk et al. (2007)	5	Mixed (USA)	EMDR/ Fluoxetine/ Placebo	Total: 88 (55)  29 (22) 30 (26) 29 (25)	6 Months 6 sessions POST FOLLOW (82,7%)→(72,4%) (86,7%)→(60%) (89,6%)→(No follow-up)	PSIC PSIQ
				Average age (Years): 36.1	90 min	
van Vliet et al. (2021)	4	Childhood Abuse (Netherlands)	EMDR/ STAIR	Total: 135 (83)  67 (43) 68 (40)	6 Months 16 sessions POST FOLLOW (80%)→(80%) (64.7%)→(64.7%)	PSIC
				Average age (Years): 18-65	90 min	

Note. NSP = number of sessions per patient in the EMDR condition; PRO = professional who provided treatment; %SCTS = percentage of subjects who completed all follow-up measure collections; POST = percentage of subjects who completed all posttreatment measures; SEGUI = percentage of subjects who completed all follow-up measures; EH = heteroadministered scales; EA = self-administered scales; PSIC = clinical psychologist specializing in mental health; PSIQ = psychiatrist specializing in mental health; PSIQ = psychiatrist specializing in mental health; PSIC-ST = master's or doctoral student in clinical psychology; PSIQ-ST = psychiatry resident; TERA = therapist; EMDR = eye movement desensitization and reprocessing; ImRs = Imagery rescripting; SITPE = Stress inoculation training with prolonged exposure treatment; CBT = Cognitive behavioral therapy; TPR = Cognitive behavioral treatment protocol for trauma; NE = Not specified; \* = (Högberg et al., 2008) ; ? = Not reported

**Figure 1**  
 Prism Flow Diagram (Page et al., 2021)



**Experimental Dropout Analysis**

The relative risk of possible differences in prematurely leaving treatment between the EMDR-treated and control groups was analyzed using *MedCalc's relative risk calculator* (MedCalc, 2023). No differences were obtained between the number of participants who dropped out of treatment in both groups (relative risk = 1.04, 95% CI [0.98, 1.1];  $p = .13$ ).

**Bias Risk**

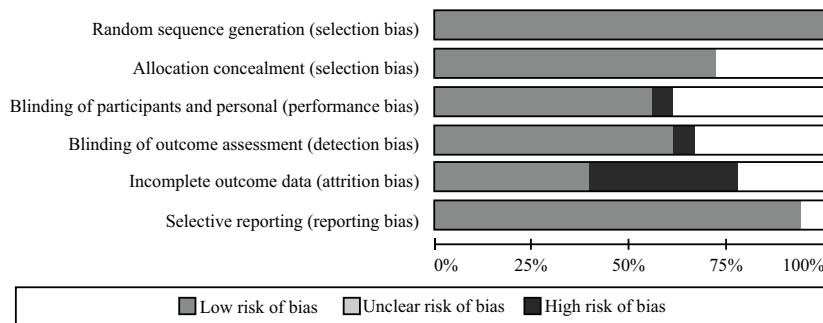
Figures 2 and 3 provide data on publication bias measured with the Cochrane Collaboration's Tool for Assessing Risk of Bias (Higgins et al., 2011) which classifies studies according to high, moderate and low risk into six domains.

**Figure 2**  
*Outline of Publication Bias*

	Random sequence generation (selection bias)	Allocation concealment (selection bias)	Blinding of participants and personnel (performance bias)	Blinding of outcome assessment (detection bias)	Incomplete outcome data (attrition bias)	Selective reporting (reporting bias)
Acarturk et al. (2016)	+	+		+	+	+
Boterhoven de Haan et al. (2020)	+	+	+	+		+
Carlson et al. (1998)	+		+	+	+	+
Deville & Spence (1999)	+				-	+
Högberg et al. (2007)	+	+		+	+	+
Ironson et al. (2002)	+		-		+	+
Karatzias et al. (2011)	+	+		+	-	+
Lee et al. (2002)	+	+				+
McGuire et al. (2020)	+	+	+		+	+
Nijdam et al. (2012)	+		+	+	-	+
Nijdam et al. (2018)	+	+	+	+		+
Power et al. (2002)	+	+		-	-	+
Rogers et al. (1999)	+	+	+	+	-	+
Rothbaum et al. (2005)	+	+		+	+	+
Taylor et al. (2003)	+		+	+	-	
Ter Heide et al. (2016)	+	+	+		+	+
van der Kolk et al. (2007)	+	+	+	+		+
van Vliet et al. (2021)	+	+	+		-	+

Note. Judgment based on authors' review of publication bias in each study.

**Figure 3**  
Publication Bias Graph



Note. Judgment according to the author's review of the publication bias of each study with the respective percentages of each item.

## Results

### Meta-analysis of Intervention Effects: Effect Size and Statistical Heterogeneity, Analysis of Population Prediction Intervals and Sensitivity Analysis

To estimate the efficacy of EMDR intervention in trials, effect sizes were calculated from the standardized mean difference (Hedges'  $g$ ) (Rosenthal, 1991), with 95% confidence interval. Hedges'  $g$  was used instead of Cohen's  $d$  as it provides a more precise estimate with small samples (Grissom & Kim, 2005). *RevMan 5.4* (The Cochrane Collaboration, 2020) and *Meta-Essentials* statistical software were used (Van Rhee et al., 2015). Effect sizes were calculated using the random effects model which estimates the overall effect size, assuming that studies are a sample of the totality of studies and/or when studies are heterogeneous. In addition, between-study heterogeneity was calculated based on the  $X^2$  test (Q test), with a 95% confidence interval ( $p$  values  $> .05$  indicate an absence of between-study heterogeneity). The  $I$  statistic<sup>2</sup> was also used to calculate between-study heterogeneity. To detect outliers in the effect sizes in each analysis, the Galbraith plot was used. Those measures that fell outside the confidence interval area were considered outliers and were removed from the meta-analysis. Thus, the study by Acarturk et al. (2016) was removed from the analyses as it was an outlier. The 95% prediction interval of the different random-effects meta-analyses was analyzed in order to facilitate the generalization of the results to clinical practice, a more uniform and accurate estimation of the results. In addition, a sensitivity analysis was performed on each meta-analysis to assess the influence of each individual study on the total effect size and the random-effects model used was compared with the fixed-effect (FE) model. The aim is to determine the robustness of the observed results to the assumptions made when conducting the analysis (Figures 14-23). Included in the scientific repository GREDOS with link <https://gredos.usal.es/handle/10366/151051>

The meta-analysis of traumatic symptoms at post-treatment included 21 comparisons. EMDR therapy produced a decrease in trauma-associated symptoms at post-treatment with a small, statistically significant effect size and moderate, statistically significant heterogeneity ( $g = 0.33$ ,  $z = 3.07$ ,  $p = .002$ , 95% CI [0.12, 0.54], PI [-0.47, 1.10]); ( $Q = 0.12$ ,  $p = .001$ ;  $I^2 = 56%$ ); (FE,  $g = 0.29$ ). The meta-analysis of PTSD symptoms at maintenance

had 11 comparisons. It showed a small, non-statistically significant effect size and moderate, statistically significant heterogeneity ( $g = 0.02$ ,  $z = 0.09$ ,  $p = .93$ , 95% CI [0.31, 0.34], PI [-1.09, 0.74]; ( $Q = 0.14$ ,  $p = .01$ ;  $I^2 = 55%$ ); (FE,  $g = -0.01$ ).

The meta-analysis of depressive symptoms at post-treatment found 19 comparisons and 12 comparisons at maintenance. EMDR therapy produced a decrease in trauma-associated depressive symptoms with a small effect size at posttreatment (statistically significant) and at maintenance (not statistically significant) ( $g = 0.43$ ,  $z = 3.33$ ,  $p = .01$ , 95% CI [0.18, 0.69], PI [-0.73, 1.14]); (EF,  $g = 0.39$ ); ( $g = 0.13$ ,  $z = 0.79$ ,  $p = .43$ , 95% CI [0.19, 0.44], PI [-0.84, 0.9]) (EF,  $g = 0.1$ ). The analysis presented moderate heterogeneity at post-treatment and maintenance, both statistically significant ( $Q = 0.19$ ,  $p < .0001$ ;  $I^2 = 65%$ ); ( $Q = 0.15$ ,  $p = .02$ ;  $I^2 = 52%$ ).

The meta-analysis of anxious symptoms at posttreatment included 11 comparisons. EMDR therapy produced a decrease in trauma-associated anxiety symptoms with a statistically significant moderate effect size and statistically significant moderate heterogeneity ( $g = 0.53$ ,  $z = 3.1$ ,  $p = .003$ , 95% CI [0.19, 0.86], PI [-0.67, 1.55]); ( $Q = 0.19$ ,  $p = .003$ ;  $I^2 = 62%$ ); (FE,  $g = 0.48$ ). The maintenance meta-analysis included 5 comparisons. EMDR therapy did not produce a decrease in trauma-associated anxious symptoms vs. control groups in each comparison and had a non-statistically significant effect size and non-statistically significant moderate heterogeneity ( $g = -0.11$ ,  $z = 0.4$ ,  $p = .69$ , 95% CI [-0.66, 0.44], PI [-1.21, 1.34]); ( $Q = 0.2$ ,  $p = .07$ ;  $I^2 = 54%$ ); (FE,  $g = -0.17$ ) (Figures 4-13). Included in the scientific repository GREDOS with link <https://gredos.usal.es/handle/10366/151051>

Analysis of the prediction intervals of all meta-analyses showed results of less than 0 indicating that EMDR will sometimes not be useful in at least 95% of study effects. Sensitivity analysis revealed that changes in size by changing the statistical model or removing any studies did not affect the overall effect size.

### Publication Bias

Analysis for publication bias aims to check the overestimation of the effect size in the results due to the scarce publication of studies with non-significant results. There is a generalized tendency, on the part of scientific journal publishers, to publish mostly those investigations that report significant effects versus those that do not show significant effects in their results (Rosa Garrido, 2016). A conservative method of addressing this problem is to calculate



the “fail-safe N” and assume that the effect sizes of all current or future unpublished studies are equal to 0 and calculate the number of such studies needed to reduce the overall effect size to a non-significant level (Rosenthal & Rubin, 1988). To perform a more precise estimation, we found the funnel plot of the effect sizes of each meta-analysis, ruling out publication bias if the data were symmetrically distributed. In addition, we calculated the number of studies needed to correct for funnel plot asymmetry using the Trim and Fill method. To complement these results we calculated, by means of two statistical methods, the asymmetry of the funnel plots, Egger’s test and Begg and Mazumdar’s adjusted rank test (Figures 24-29). Included in the scientific repository GREDOS with link <https://gredos.usal.es/handle/10366/151051>

Another publication bias analysis was performed on the studies included in the meta-analysis. All analyses showed a “fail-safe N”  $n = 0$  except for the analysis of anxious symptoms in the post-treatment with “fail-safe N”  $n = 3$ . The “funnel plot” of the analyses in the post-treatment of anxious and depressive symptoms were asymmetrical, the rest of the analyses presented symmetrical “funnel plot”. Using the “Trim and Fill” method, we estimated the need to incorporate four more studies and six more studies to correct their asymmetry respectively. Both Egger’s regression test and Begg and Mazumdar’s adjusted rank correlation test revealed an absence of publication bias in the study of traumatic symptoms at post-treatment ( $t = 0.62, p = .54$ ) ( $z = -0.19, p = .42$ ) and at maintenance ( $t = 1.3, p = .22$ ) ( $z = -0.54, p = .29$ ); studies measuring depressive symptoms at maintenance ( $t = 1.07, p = .3$ ) ( $z = 0, p = .5$ ); and studies measuring anxious symptoms at post-treatment ( $t = 1.46, p = .17$ ) ( $z = 1.32, p = .09$ ) and maintenance ( $t = 0.18, p = .87$ ) ( $z = 0, p = .5$ ). In the study of depressive symptoms at post-treatment, conflicting results were found ( $t = 3.17, p = .006$ ) ( $z = -0.87, p = .19$ ) so the results are inconclusive about possible publication bias.

### Subgroups and Moderating Variables Analysis

The effect size of the  $> 60$  min therapy group was significantly larger in the analysis of PTSD symptoms at posttreatment ( $g = 0.38$ ) ( $Q_B = 0.45; p = .002$ ), depressive symptoms at posttreatment ( $g = .5$ ) ( $Q_B = 1.3; p = .0008$ ), and anxious symptoms at posttreatment ( $g = 0.56$ ) ( $Q_B = 3.96; p = .0008$ ) and on anxious symptoms at post-treatment ( $g = 0.56$ ) ( $Q_B = 3.96; p = .004$ ) than the group with a therapy  $\leq 60$  min ( $g = 0.06$ ); ( $g = 0.08$ ); ( $g = 0.31$ ) respectively.

In contrast, in the analysis of traumatic symptoms the effect size of the  $\leq 8$  sessions group ( $g = 0.25$ ) was somewhat smaller ( $Q_B = 0.45; p = .05$ ) than the  $> 8$  sessions group ( $g = 0.44; Q_B = 0.45; p = .02$ ).

In addition, the effect size of the  $< 8$  sessions group was larger in the analysis of depressive ( $g = 0.75$ ) ( $Q_B = 1.3; p = .0003$ ) and anxious ( $g = 0.68$ ) ( $Q_B = 3.96; p = .03$ ) symptoms at posttreatment than the  $\geq 8$  sessions group ( $g = 0.26$ ); ( $g = 0.45; p = .03$ ).

Regarding treated subjects age, those aged  $\leq 40$  years showed significantly smaller effect sizes at posttreatment for both traumatic ( $g = 0.31; Q_B = 0.44; p = .03$ ) as well as depressive ( $g = 0.37; Q_B = 1.06; p = .01$ ) and anxious ( $g = 0.47; Q_B = 3.96; p = .03$ ) than the subjects with an age  $> 40$  years ( $g = 0.31; Q_B = 0.44; p = .03$ ); ( $g = 0.57$ ); ( $g = 0.67; Q_B = 3.96; p = .03$ ).

Studies with a methodological quality of 3 points using the Jadad scale showed significantly larger effect sizes at post-treatment for traumatic ( $g = 0.69; Q_B = 0.45; p = .0004$ ) and anxious symptoms ( $g = 0.79; Q_B = 3.96; p = .0002$ ) than those studies with a methodological quality of  $> 3$  points ( $g = 0.16; Q_B = 0.45; p = .05$ ); ( $g = 0.29$ ).

EMDR was significantly superior to wait-list control or non-active treatment in the analysis of traumatic ( $g = 0.67; Q_B = 0.45; p = .02$ ), depressive ( $g = 0.88; Q_B = 1.3; p = .002$ ), and anxious ( $g = 0.61; Q_B = 3.96; p = .03$ ) symptoms compared to active treatment ( $g = 0.21; Q_B = 0.45; p = .04$ ); ( $g = 0.24$ ); ( $g = 0.49; p = .03$ ).

At posttreatment, studies that had behavioral therapy or cognitive-behavioral therapy as a control group had smaller effect sizes than those that did not in the analysis of traumatic ( $g = 0.09$ ) vs ( $g = 0.42; Q_B = 0.45; p = .00008$ ), depressive ( $g = 0.16$ ) vs ( $g = 0.54; Q_B = 1.3; p = .00001$ ) and anxious ( $g = 0.34$ ) vs ( $g = 0.56; Q_B = 3.96; p = .00007$ ) and maintenance in the analysis of depressive ( $g = 0.47; Q_B = 0.4; p = .04$ ) vs ( $g = 0.31$ ) and anxious ( $g = -0.7; Q_B = 0.21; p = .02$ ) vs ( $g = 0.22$ ) symptoms, respectively. Showing, in the latter two groups, more effective than EMDR.

At the same time, the multidisciplinary therapist group (psychologists, psychiatrists, or other type of psychotherapist) had a somewhat larger effect size in the analysis of posttraumatic ( $g = 0.47$ ) ( $Q_B = 0.45; p = .005$ ) and depressive symptoms ( $g = 0.48$ ) ( $Q_B = 1.3; p = .005$ ) at post-treatment than that composed solely of psychologists ( $g = 0.13$ ); ( $g = 0.37; Q_B = 1.3; p = .0006$ ). In contrast, the post-treatment analysis of anxious symptoms had a somewhat smaller effect size ( $g = 0.53$ ) than the psychologist-only analysis ( $g = 0.54$ ), although the results were not statistically significant.

The group treated by professional therapists ( $g = 0.28$ ) showed a significantly smaller effect size ( $Q_B = 0.45; p = .02$ ) than those treated by students ( $g = 0.44$ ) in the post-treatment analysis of traumatic symptoms. In contrast, post-treatment analysis of depressive and anxious symptoms showed a significantly larger effect size than those treated by students ( $g = 0.5; Q_B = 1.3; p = .00009$ ) vs. ( $g = 0.28$ ); ( $g = 0.64$ ) ( $Q_B = 3.96; p = .005$ ) vs. ( $g = 0.38$ ).

Studies with  $> 50\%$  female sample showed significantly higher effect sizes at posttreatment for traumatic ( $g = 0.65; Q_B = 0.41; p = .03$ ) and depressive symptoms at post-treatment ( $g = 0.31; Q_B = 1.13; p = .005$ ) and maintenance ( $g = 0.49; Q_B = 0.47; p = .04$ ) relative to those studies with a sample of women  $\leq 50$  ( $g = 0.15$ ); ( $g = 0.22; Q_B = 1.13; p = .01$ ); ( $g = 0.18$ ); and a significantly smaller effect size in the analysis of anxious symptoms at posttreatment ( $g = 0.22$ ) and at maintenance ( $g = -0.49; Q_B = 0.47; p = .04$ ) relative to those studies with a sample of women  $\leq 50$  ( $g = 0.65; Q_B = 3.91; p = .01$ ); ( $g = 0.04$ ).

The war-related group of patients showed more benefit in the post-treatment analysis of traumatic ( $g = 0.65; Q_B = 0.45; p = .03$ ), depressive ( $g = 0.39; Q_B = 1.3; p = .005$ ) and anxious ( $g = 0.39; Q_B = 1.3; p = .005$ ) symptoms than the unrelated group ( $g = 0.28; Q_B = 0.45; p = .02$ ); ( $g = 0.73$ ); ( $g = 0.73$ ). Statistically significant differences were also found between the group of patients with war-related PTSD ( $g = -0.49; Q_B = 0.21; p = .04$ ) and the not-related group ( $g = -0.52$ ) in the analysis of maintenance of anxious symptoms.

Articles published in 2007 or earlier on both posttreatment of traumatic ( $g = 0.54; Q_B = 0.45; p = .001$ ), depressive ( $g = 0.58; Q_B = 1.3; p = .001$ ), and anxious ( $g = 0.6; Q = 3.96; p = .007$ ) symptoms showed significantly larger effect sizes than those published after



2007 ( $g = 0.09$ ;  $Q = 3.96$ ;  $p = .007$ ).001) and anxious ( $g = 0.6$ ;  $Q_B = 3.96$ ;  $p = .007$ ) showed a significantly larger effect size than those others published after 2007 ( $g = 0.09$ ); ( $g = 0.18$ ); ( $g = 0.28$ ) (Tables 2-4). Included in the scientific repository GREDOS with link <https://gredos.usal.es/handle/10366/151051>

### Meta-regression Analysis

Meta-analyses of PTSD, depression, and anxiety symptoms at both posttreatment and maintenance were analyzed using unrestricted maximum likelihood meta-regressions to test the effect of a set of continuous variables (study publication year, number of treatment sessions, treatment duration, and sample size) on effect size. Meta-regression for the parameters treatment duration and sample size were statistically significant and positively sloped ( $\beta = 0.32$ ;  $p = .02$ ); ( $\beta = 0.08$ ;  $p = .001$ ) in relation to effect size respectively. The rest of the results found were not statistically significant (Table 5, included in the scientific repository GREDOS with link <https://gredos.usal.es/handle/10366/151051>).

### Certainty of Evidence

The degree of certainty of each comparison was analyzed following the GRADE (Grading of Recommendations Assessment, Development and Evaluation) methodology with the aim of reporting the degree of confidence in the recommendation of the data (Schumemann et al., 2013) (Table 6, Included in the scientific repository GREDOS with link <https://gredos.usal.es/handle/10366/151051>).

## Discussion

Among the main findings of the meta-analysis  $N = 18$ , in comparison with other meta-analyses published in the last 10 years, the following stand out: In the analysis of PTSD symptom reduction, a small effect size was reported at both post-treatment and maintenance, similar to those by Haagen et al. (2015) and Cuijpers et al. (2020) (although at maintenance they reported a moderate effect size), as opposed to large or moderate effect sizes in other meta-analyses such as those by Chen et al. (2014) (included studies of both infant-juvenile and adult populations), Cusack et al. (2016), Watts et al. (2013) and Ehrling et al. (2014) (whose sample consisted solely of patients with abuse during childhood). However, some of these meta-analyses did not include a population with a complete diagnosis of PTSD, mixed subjects under the construct traumatic memories with patients diagnosed with PTSD or included studies without sufficient methodological quality, thus their effect size may have been overestimated.

Regarding the comparison of EMDR vs. CBT in reducing post-traumatic symptoms, EMDR was shown to be superior to CBT as did the studies by Khan et al. (2018) and Cuijpers et al. (2020), with a small effect size at post-treatment, although at maintenance a non-statistically significant small effect size in favor of CBT was found, as opposed to the small effect size in favor of EMDR found in Khan et al. (2018) and Cuijpers et al. (2020).

Similarly, effect size reported for depressive symptoms was small and therefore differed from the results found in other meta-analyses (Chen et al., 2014; Cusack et al., 2016). Regarding the effect size

obtained on anxious symptoms it was moderate similar to the study by Chen et al. (2014).

On comparing EMDR vs. CBT, in reducing anxiety symptoms, small effect sizes were found, unlike the large effect size reported by Khan et al. (2018) in favor of EMDR. Similar to Khan et al. (2018), a small effect size was reported for depressive symptom reduction in favor of EMDR. Of note, the effect sizes for depressive and anxious symptoms were not statistically significant.

Subgroup analysis shows that those studies conducted by professional therapists, with a larger number of sessions, longer than 60 minutes, subjects older than 40 years, a non-active control group, a less rigorous methodology, published before 2007 and a war related population presented higher effect sizes, regardless of the type of professional who conducted the therapy. These findings appeared across the board in the analysis of PTSD, anxiety and depressive symptoms at post-treatment. Regarding the comparison of EMDR with therapies related to the spectrum of behavior modification therapies or CBT in the reduction of post-traumatic symptoms, a moderate and significant effect size in favor of EMDR was obtained at post-treatment, although at maintenance behavioral therapies and CBT were more effective (without statistical significance). In contrast, behavioral modification therapies or CBT were more effective than EMDR in the maintenance of anxious and depressive symptoms. When comparing the results obtained in the subgroup analysis with those presented by Chen et al. (2014), certain similarities stand out: EMDR was more effective in sessions of > 60 min and conducted by multidisciplinary therapists in the reduction of post-traumatic, depressive and anxious symptoms. Although the reported effect sizes were significantly higher than those obtained in the present meta-analysis.

When comparing the effect of EMDR in post-treatment to a non-active control, a moderate effect size was obtained in contrast to the large effect size reported by Morina et al. (2021) and Thompson et al. (2018), although this latter had a sample of only two studies. Similar to Morina et al. (2021) and Thompson et al. (2018), a small effect size in favor of EMDR was obtained when compared to an active control group.

Similarly, in the meta-analysis by Cuijpers et al. (2020) the effect size of RCTs on PTSD symptom reduction in post-treatment with lower methodological quality was larger with a moderate effect size than those with higher methodological quality that obtained a small effect size. Perhaps the difference between the results of this meta-analysis and those by the majority of meta-analyses presented which address the efficacy of EMDR for post-traumatic stress disorder is, either centrally or peripherally, due to much more restrictive inclusion/exclusion criteria in terms of the relevance and methodological quality of the papers.

Before rendering these results to the clinical setting, a number of limitations should be considered. First, the meta-analysis included only eighteen randomized clinical trials, which may have contributed to the low level of effect size compared to other meta-analyses cited above. Secondly, the number of subjects in some of the selected RCTs was very low. Thirdly, the studies included in the meta-analysis were highly heterogeneous in terms of the type of control groups. As the studies differed in many factors (number and duration of sessions, training of therapists, type of population...), it is complex to attribute any differences in effect sizes solely to the therapeutic approach that could affect the final effect size. Fourthly,

the different scales of the included papers could also affect the overall effect size and the results of the subgroup analysis. Fifth, in some RCTs patients received few EMDR sessions. Eight of the included studies had < 8 sessions. This number of sessions might be insufficient to properly apply the standard EMDR protocol, with eight phases, to such a complex psychological problem as PTSD. Sixth, due to the small number of studies, we were unable to conduct a multivariate analysis in the subgroups that could explain the contribution of the factors used. Seventh, the analyses conducted in maintenance had a smaller number of studies and thus participants. Several studies did not have the necessary measures for PTSD symptoms, depression and/or anxiety or did not follow up on these measures. It would be essential for future RCTs to have sustained and adequate maintenance over time in order to be able to infer more accurately whether the changes made in therapy are maintained over time. Eighth, there are difficulties in classifying the different treatments under a complete theoretical model. Introducing a treatment into one or the other category could alter the analysis of the subgroups. Our criterion was based on the label each treatment received in its corresponding study. Ninth, the effect sizes found show moderate heterogeneity, but smaller than other meta-analyses, so the results should be taken with caution. Tenth, the selected RCTs showed, according to the publication bias criteria of the *Cochrane Collaboration's Tool for Assessing Risk of Bias*, high risk of bias or unclear risk in some of their sections. Risks of bias that may have affected the results of the present meta-analysis included: missing or incomplete data provided by most RCTs; high experimental mortality rates, although we did not statistically find a relative risk of dropout. High dropout rates are usually common in RCTs in which a psychological treatment is applied to some pathology. However, lax methods were used in the treatment of data affected by experimental mortality. It is possible that the very characteristics of PTSD in which avoidance symptoms predominate could affect the experimental mortality rate; some RCTs do not describe the method of blinding of raters or the method of blinding to the results could not be maintained throughout the experiment or during maintenance. Thus, the methodological limitations of the studies may have contributed to an overestimation of the effect size in favor of EMDR. A meta-analysis will always be limited in its power of inference by the studies that contain it.

Despite the small number of publications in the meta-analysis, the results revealed that EMDR could be a useful psychotherapeutic approach, albeit with small effects, in the treatment of PTSD and associated anxious and depressive symptoms. Overall, treatments that had more than 60 min per session, had more than 8 sessions, and had a professional therapist contributed to a significant reduction in symptoms. However, randomized clinical trials of the PTSD population with a rigorous methodological quality would be necessary to clearly conclude that these results have statistical power and external validity. The results show an overestimated effect size for studies with poorer methodological quality in favor of EMDR. The lack of reported data, the method of blinding, conflicts of interest in relation to the technique of some authors and the commitment of loyalty among the evaluators may have played a fundamental role in this overestimation. Therefore, due to the methodological quality of some studies, it is difficult to draw any conclusions.

It would be interesting for future RCTs to research the optimal way to apply EMDR for PTSD. Finally, it is worth mentioning that there is a general tendency in research to not publish non-statistically

significant and non-confirmatory results. Although no publication bias was found using the “fail safe-N” method, we found a certain asymmetry in the meta-analyses of anxious and depressive symptoms in post-treatment, estimating a deficiency of published studies in both analyses using the Trim and fill method. Precisely these meta-analyses of anxious and depressive symptoms in treatment had the highest reported effect sizes among the calculations performed.

Nor can we determine the superiority of EMDR over other behavior modification therapies or CBT in relation to post-traumatic anxiety and depressive symptoms in maintenance. The long-term effects of EMDR seem controversial and there is not enough evidence to recommend the use of EMDR in people with PTSD.

In conclusion, we wonder insofar as we are putting research efforts into the underlying question, i.e., not whether EMDR is effective for PTSD, but what is its functioning, what is the underlying *rationale* that makes the technique work? Are we researchers falling into confirmation bias? Are we studying psychological variables as natural rather than interactive variables? This paper does not attempt to resolve the mechanism of action behind EMDR. In line with Cuijpers et al. (2020), thinking that EMDR works only from the behavioral or cognitive-behavioral component of the technique seems reductionist, ignoring the holistic nature of the eight phases. Some authors such as Pérez Alvarez (2021) have proposed an alternative explanation from a contextualist-anthropological perspective. This is a problem not just for EMDR but also for the TCC categorized by consensus as Gold standard; we do not know the active mechanism of operation. Are we really using the right methodology to achieve higher degrees of evidence in the treatment of people with psychological problems?

### Funding

This research has not received specific aid from public sector agencies, the commercial sector or any non-profit entity.

### References

- (The studies marked with an asterisk were included in the meta-analysis)
- \*Acarturk, C., Konuk, E., Cetinkaya, M., Senay, I., Sijbrandij, M., Gulen, B., & Cuijpers, P. (2016). The efficacy of eye movement desensitization and reprocessing for post-traumatic stress disorder and depression among Syrian refugees: Results of a randomized controlled trial. *Psychological Medicine*, 46(12), 2583-2593. <https://doi.org/10.1017/S0033291716001070>
  - American Psychiatric Association (2013). *Diagnostic and statistical manual of mental disorders (fifth edition)*. American Psychiatric Association. <https://doi.org/10.1176/appi.books.9780890425596>
  - \*Boterhoven De Haan, K. L., Lee, C. W., Fassbinder, E., Van Es, S. M., Menninga, S., Meewisse, M.-L., Rijkeboer, M., Kousemaker, M., & Arntz, A. (2020). Imagery rescripting and eye movement desensitisation and reprocessing as treatment for adults with post-traumatic stress disorder from childhood trauma: Randomised clinical trial. *British Journal of Psychiatry*, 217(5), 609-615. <https://doi.org/10.1192/BJP.2020.158>
  - Bradley, R., Greene, J., Russ, E., Dutra, L., & Westen, D. (2005). A multidimensional meta-analysis of psychotherapy for PTSD. *The American Journal of Psychiatry*, 162(2), 214-227. <https://doi.org/10.1176/appi.ajp.162.2.214>

- \*Carlson, J. G., Chemtob, C. M., Rusnak, K., Hedlund, N. L., & Muraoka, M. Y. (1998). Eye movement desensitization and reprocessing (EMDR) treatment for combat-related posttraumatic stress disorder. *Journal of Traumatic Stress, 11*(1), 3-24. <https://doi.org/10.1023/A:1024448814268>
- Chen, Y.-R., Hung, K.-W., Tsai, J.-C., Chu, H., Chung, M.-H., Chen, S.-R., Liao, Y.-M., Ou, K.-L., Chang, Y.-C., & Chou, K.-R. (2014). Efficacy of eye-movement desensitization and reprocessing for patients with posttraumatic-stress disorder: A meta-analysis of randomized controlled trials. *PLoS ONE, 9*(8), Article e103676. <https://doi.org/10.1371/journal.pone.0103676>
- Cohen, J. (1960). A coefficient of agreement for nominal scales. *Educational and Psychological Measurement, 20*, 37-46. <https://doi.org/10.1177/001316446002000104>
- Cuijpers, P., van Veen, S. C., Sijbrandij, M., Yoder, W., & Cristea, I. A. (2020). Eye movement desensitization and reprocessing for mental health problems: A systematic review and meta-analysis. *Cognitive Behaviour Therapy, 49*(3), 165-180. <https://doi.org/10.1080/16506073.2019.1703801>
- Cusack, K., Jonas, D. E., Forneris, C. A., Wines, C., Sonis, J., Middleton, J. C., Feltner, C., Brownley, K. A., Olmsted, K. R., Greenblatt, A., Weil, A., & Gaynes, B. N. (2016). Psychological treatments for adults with posttraumatic stress disorder: A systematic review and meta-analysis. *Clinical Psychology Review, 43*, 128-141. <https://doi.org/10.1016/j.cpr.2015.10.003>
- \*Deville, G. J., & Spence, S. H. (1999). The relative efficacy and treatment distress of EMDR and a cognitive-behavior trauma treatment protocol in the amelioration of Posttraumatic Stress Disorder. *Journal of Anxiety Disorders, 13*(1-2), 131-157. [https://doi.org/10.1016/S0887-6185\(98\)00044-9](https://doi.org/10.1016/S0887-6185(98)00044-9)
- Ehring, T., Welboren, R., Morina, N., Wicherts, J. M., Freitag, J., & Emmelkamp, P. M. G. (2014). Meta-analysis of psychological treatments for posttraumatic stress disorder in adult survivors of childhood abuse. *Clinical Psychology Review, 34*(8), 645-657. <https://doi.org/10.1016/j.cpr.2014.10.004>
- Grissom, R. J., & Kim, J. J. (2005). *Effect sizes for research: A broad practical approach*. Lawrence Erlbaum Associates Publishers. <https://doi.org/10.4324/9781410612915>
- Haagen, J. F. G., Smid, G. E., Knipscheer, J. W., & Kleber, R. J. (2015). The efficacy of recommended treatments for veterans with PTSD: A metaregression analysis. *Clinical Psychology Review, 40*, 184-194. <https://doi.org/10.1016/j.cpr.2015.06.008>
- Higgins, J. P. T., Altman, D. G., Gøtzsche, P. C., Jüni, P., Moher, D., Oxman, A. D., Savović, J., Schulz, K. F., Weeks, L., & Sterne, J. A. C. (2011). The Cochrane Collaboration's tool for assessing risk of bias in randomised trials. *BMJ, 343*, Article d5928. <https://doi.org/10.1136/bmj.d5928>
- \*Högberg, G., Pagani, M., Sundin, Ö., Soares, J., Åberg-Wistedt, A., Tärnell, B., & Hällström, T. (2007). On treatment with eye movement desensitization and reprocessing of chronic post-traumatic stress disorder in public transportation workers – A randomized controlled trial. *Nordic Journal of Psychiatry, 61*(1), 54-61. <https://doi.org/10.1080/08039480601129408>
- \*Högberg, G., Pagani, M., Sundin, O., Soares, J., Åberg-Wistedt, A., Tärnell, B., & Hällström, T. (2008). Treatment of post-traumatic stress disorder with eye movement desensitization and reprocessing: Outcome is stable in 35-month follow-up. *Psychiatry Research, 159*(1-2), 101-108. <https://doi.org/10.1016/j.psychres.2007.10.019>
- Institute of Medicine. (2008). *Treatment of posttraumatic stress disorder: An assessment of the evidence*. The National Academies Press. <https://doi.org/10.17226/11955>
- \*Ironson, G., Freund, B., Strauss, J. L., & Williams, J. (2002). Comparison of two treatments for traumatic stress: A community-based study of EMDR and prolonged exposure. *Journal of Clinical Psychology, 58*(1), 113-128. <https://doi.org/10.1002/JCLP.1132>
- Jadad, A. R., Moore, R. A., Carroll, D., Jenkinson, C., Reynolds, D. J. M., Gavaghan, D. J., & McQuay, H. J. (1996). Assessing the quality of reports of randomized clinical trials: Is blinding necessary? *Controlled Clinical Trials, 17*(1), 1-12. [https://doi.org/10.1016/0197-2456\(95\)00134-4](https://doi.org/10.1016/0197-2456(95)00134-4)
- \*Karatzias, T., Power, K., Brown, K., McGoldrick, T., Begum, M., Young, J., Loughran, P., Chouliara, Z., & Adams, S. (2011). A controlled comparison of the effectiveness and efficiency of two psychological therapies for posttraumatic stress disorder: Eye movement desensitization and reprocessing vs. emotional freedom techniques. *The Journal of Nervous and Mental Disease, 199*(6), 372-378. <https://doi.org/10.1097/NMD.0b013e31821cd262>
- Khan, A. M., Dar, S., Ahmed, R., Bachu, R., Adnan, M., & Kotapati, V. P. (2018). Cognitive behavioral therapy versus eye movement desensitization and reprocessing in patients with post-traumatic stress disorder: Systematic review and meta-analysis of randomized clinical trials. *Cureus, 10*(9), Article e3250. <https://doi.org/10.7759/cureus.3250>
- \*Lee, C., Gavriel, H., Drummond, P., Richards, J., & Greenwald, R. (2002). Treatment of PTSD: Stress inoculation training with prolonged exposure compared to EMDR. *Journal of Clinical Psychology, 58*(9), 1071-1089. <https://doi.org/10.1002/JCLP.10039>
- Marín, C., Guillén, A. I., & Vergara, S. (2016). Nacimiento, desarrollo y evolución de la desensibilización y el reprocesamiento por medio de movimientos oculares (EMDR). [Birth, development and evolution of eye movement desensitization and reprocessing (EMDR).] *Clinica y Salud, 27*(3), 101-114. <https://doi.org/10.1016/j.clysa.2016.09.001>
- \*McGuire Stanbury, T. M., Drummond, P. D., Laugharne, J., Kullack, C., & Lee, C. W. (2020). Comparative efficiency of EMDR and prolonged exposure in treating posttraumatic stress disorder: A randomized trial. *Journal of EMDR Practice and Research, 14*(1), 2-12. <https://doi.org/10.1891/1933-3196.14.1.2>
- MedCalc: MedCalc's Relative risk calculator. MedCalc Software Ltd. (2023). [https://www.medcalc.org/calc/relative\\_risk.php](https://www.medcalc.org/calc/relative_risk.php)
- Morina, N., Hoppen, T. H., & Kip, A. (2021). Study quality and efficacy of psychological interventions for posttraumatic stress disorder: A meta-analysis of randomized controlled trials. *Psychological Medicine, 51*(8), 1260-1270. <https://doi.org/10.1017/S0033291721001641>
- Novo Navarro, P., Landin-Romero, R., Guardiola-Wanden-Berghe, R., Moreno-Alcázar, A., Valiente-Gómez, A., Lupo, W., García, F., Fernández, I., Pérez, V., & Amann, B. L. (2018). 25 years of Eye Movement Desensitization and Reprocessing (EMDR): The EMDR therapy protocol, hypotheses of its mechanism of action and a systematic review of its efficacy in the treatment of post-traumatic stress disorder. 25 años de Eye Movement Desensitization and Reprocessing: protocolo de aplicación, hipótesis de funcionamiento y revisión sistemática de su eficacia en el trastorno por estrés postraumático. *Revista de psiquiatría y salud mental, 11*(2), 101-114. <https://doi.org/10.1016/j.rpsm.2015.12.002>
- \*Nijdam, M. J., Gersons, B. P. R., Reitsma, J. B., de Jongh, A., & Olff, M. (2012). Brief eclectic psychotherapy v. eye movement desensitisation and reprocessing therapy for post-traumatic stress disorder: Randomised

- controlled trial. *The British Journal of Psychiatry: The Journal of Mental Science*, 200(3), 224-231. <https://doi.org/10.1192/bjp.bp.111.099234>
- \*Nijdam, M. J., van der Meer, C. A. I., van Zuiden, M., Dashtgard, P., Medema, D., Qing, Y., Zhutovsky, P., Bakker, A., & Olf, M. (2018). Turning wounds into wisdom: Posttraumatic growth over the course of two types of trauma-focused psychotherapy in patients with PTSD. *Journal of Affective Disorders*, 227, 424-431. <https://doi.org/10.1016/j.jad.2017.11.031>
- Page, M. J., McKenzie, J. E., Bossuyt, P. M., Boutron, I., Hoffmann, T. C., Mulrow, C. D., Shamseer, L., Tetzlaff, J. M., Aki, E. A., Brennan, S. E., Chou, R., Glanville, J., Grimshaw, J. M., Hróbjartsson, A., Lalu, M. M., Li, T., Loder, E. W., Mayo-Wilson, E., McDonald, S., Moher, D. (2021). The PRISMA 2020 statement: An updated guideline for reporting systematic reviews. *PLoS Medicine*, 18(3), Article e1003583. <https://doi.org/10.1371/journal.pmed.1003583>
- Pérez Álvarez, M. (2021). *Ciencia y pseudociencia en psicología y psiquiatría* [Science and pseudoscience in psychology and psychiatry]. Alianza Editorial.
- \*Power, K., McGoldrick, T., Brown, K., Buchanan, R., Sharp, D., Swanson, V., & Karatzias, A. (2002). A controlled comparison of eye movement desensitization and reprocessing versus exposure plus cognitive restructuring versus waiting list in the treatment of post-traumatic stress disorder. *Clinical Psychology and Psychotherapy*, 9(5), 299-318. <https://doi.org/10.1002/CPP.341>
- \*Rogers, S., Silver, S. M., Goss, J., Obenchain, J., Willis, A., & Whitney, R. L. (1999). A single session, group study of exposure and eye movement desensitization and reprocessing in treating posttraumatic stress disorder among Vietnam war veterans: Preliminary data. *Journal of Anxiety Disorders*, 13(1-2), 119-130. [https://doi.org/10.1016/S0887-6185\(98\)00043-7](https://doi.org/10.1016/S0887-6185(98)00043-7)
- Rosa Garrido M. C. (2016). Sesgo de publicación: ¿existe también en estudios de metanálisis? [Publication bias: does it also exist in meta-analysis studies?] *Index de Enfermería*, 25(1-2), 7-8. [http://scielo.isciii.es/scielo.php?script=sci\\_arttext&pid=S1132-12962016000100002&lng=es](http://scielo.isciii.es/scielo.php?script=sci_arttext&pid=S1132-12962016000100002&lng=es)
- Rosenthal, R. (1991). *Meta-Analytic procedures for social research* (Vol. 6). SAGE Publications, Inc. <https://doi.org/10.4135/9781412984997>
- Rosenthal, R., & Rubin, D. B. (1988). Selection models and the file drawer problem: Comment: Assumptions and procedures in the file drawer problem. *Statistical Science*, 3(1), 120-125. <https://doi.org/10.1214/ss/1177013014>
- \*Rothbaum, B. O., Astin, M. C., & Marsteller, F. (2005). Prolonged exposure versus eye movement desensitization and reprocessing (EMDR) for PTSD rape victims. *Journal of Traumatic Stress*, 18(6), 607-616. <https://doi.org/10.1002/JTS.20069>
- Schumemann, H., Brožek, J., Guyatt, G. and Oxman, A. (2013). *GRADE Handbook. Grading of recommendations assessment, development and evaluation*, Grade Working Group. [http://gdt.guidelinedevelopment.org/central\\_prod/\\_design/client/handbook/handbook.html](http://gdt.guidelinedevelopment.org/central_prod/_design/client/handbook/handbook.html)
- \*Taylor, S., Thordarson, D. S., Maxfield, L., Fedoroff, I. C., Lovell, K., & Ogradniczuk, J. (2003). Comparative efficacy, speed, and adverse effects of three PTSD treatments: Exposure therapy, EMDR, and relaxation training. *Journal of Consulting and Clinical Psychology*, 71(2), 330-338. <https://doi.org/10.1037/0022-006X.71.2.330>
- \*Ter Heide, F. J. J., Mooren, T. M., van de Schoot, R., de Jongh, A., & Kleber, R. J. (2016). Eye movement desensitisation and reprocessing therapy v. stabilisation as usual for refugees: Randomised controlled trial. *The British Journal of Psychiatry*, 209(4), 311-318. <https://doi.org/10.1192/bjp.bp.115.167775>
- The Cochrane Collaboration (2020). *Review manager 5.4* [Computer program]. <https://training.cochrane.org/online-learning/core-software/revman>
- Thompson, C. T., Vidgen, A., & Roberts, N. P. (2018). Psychological interventions for post-traumatic stress disorder in refugees and asylum seekers: A systematic review and meta-analysis. *Clinical Psychology Review*, 63, 66-79. <https://doi.org/10.1016/j.cpr.2018.06.006>
- \*van der Kolk, B. A., Spinazzola, J., Blaustein, M. E., Hopper, J. W., Hopper, E. K., Korn, D. L., & Simpson, W. B. (2007). A randomized clinical trial of eye movement desensitization and reprocessing (EMDR), fluoxetine, and pill placebo in the treatment of posttraumatic stress disorder: Treatment effects and long-term maintenance. *The Journal of Clinical Psychiatry*, 68(1), 37-46. <https://doi.org/10.4088/JCP.v68n0105>
- Van Rhee, H.J., Suurmond, R., & Hak, T. (2015). *User manual for meta-essentials: Workbooks for meta-analysis (Version 1.4)*. Rotterdam, The Netherlands: Erasmus Research Institute of Management. <https://www.crim.eur.nl/research-support/meta-essentials>
- \*van Vliet, N. I., Huntjens, R. J. C., van Dijk, M. K., Bachrach, N., Meewisse, M.-L., & de Jongh, A. (2021). Phase-based treatment versus immediate trauma-focused treatment for post-traumatic stress disorder due to childhood abuse: Randomised clinical trial. *BJPsych Open*, 7(6), Article e211. <https://doi.org/10.1192/BJO.2021.105>
- Watts, B. V., Schnurr, P. P., Mayo, L., Young-Xu, Y., Weeks, W. B., & Friedman, M. J. (2013). Meta-analysis of the efficacy of treatments for posttraumatic stress disorder. *The Journal of clinical psychiatry*, 74(6), e541–e550. <https://doi.org/10.4088/JCP.12r08225>